

WHAT WORRIES THE WORLD?

April 2026

CONTENTS

1

Summary

2

Key takeaways

3

Country spotlight:
USA

4

Worry spotlight:
Military conflict
between nations

5

What worries: Long
term trends

6

Economic focus

7

Methodology

What Worries the World?

NOTE FROM THE EDITOR.

This month's edition includes a special focus on the mood in the United States. With the Iran war entering its third month we also feature a detailed look at how levels of concerns about military conflict are changing.

Starting this month, the sample composition in India has switched from mixed methodology to online-only. Due to this methodology change, there are no month-over-

month or year-over-year comparisons for India in this edition of our report. See the [methodology page](#) for a more detailed explanation.

Please contact
Joseph.Nadler@Ipsos.com
for more information.

What Worries the World?

Ipsos' What Worries the World survey tracks public opinion on the most important social and political issues across 30 countries today, drawing on over ten years of data to place the latest scores in context.

This **global summary report** presents the top concerns around the world, alongside whether people think things in their country are heading in the right or wrong direction.

Full breakdowns of findings for each country and each issue are also available on **www.ipsos.com**.

Please contact **Joseph.Nadler@ipsos.com** for more information.

Current Economic Situation

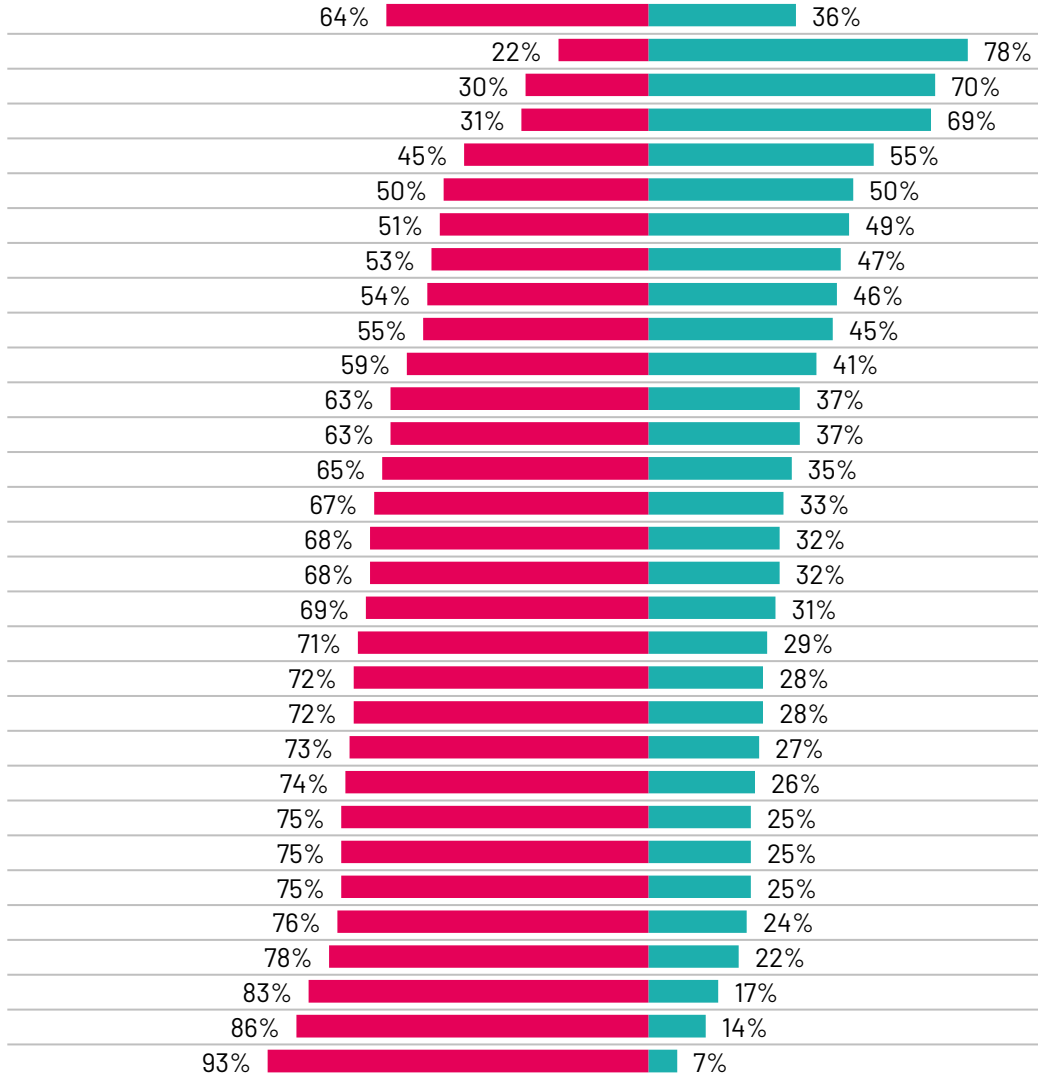
Base: Representative sample of 24,032 adults aged 16-74 in 30 participating countries, March 20th 2026 - April 3rd 2026.

Source: Ipsos Global Advisor. Global score is a Global Country Average. See methodology for details. **Filter:** Country: World | Current Wave: Apr 26

Country

World
India
Singapore
Malaysia
Netherlands
Poland
Israel
Colombia
Ireland
Sweden
Indonesia
Mexico
Australia
Spain
South Africa
US
Canada
Brazil
Thailand
Peru
Belgium
Argentina
Italy
Türkiye
Chile
South Korea
Hungary
Germany
Great Britain
Japan
France

Q: How would you describe the current economic situation in your country?



Good (teal bar) Bad (pink bar)

Change from 12-month last month change

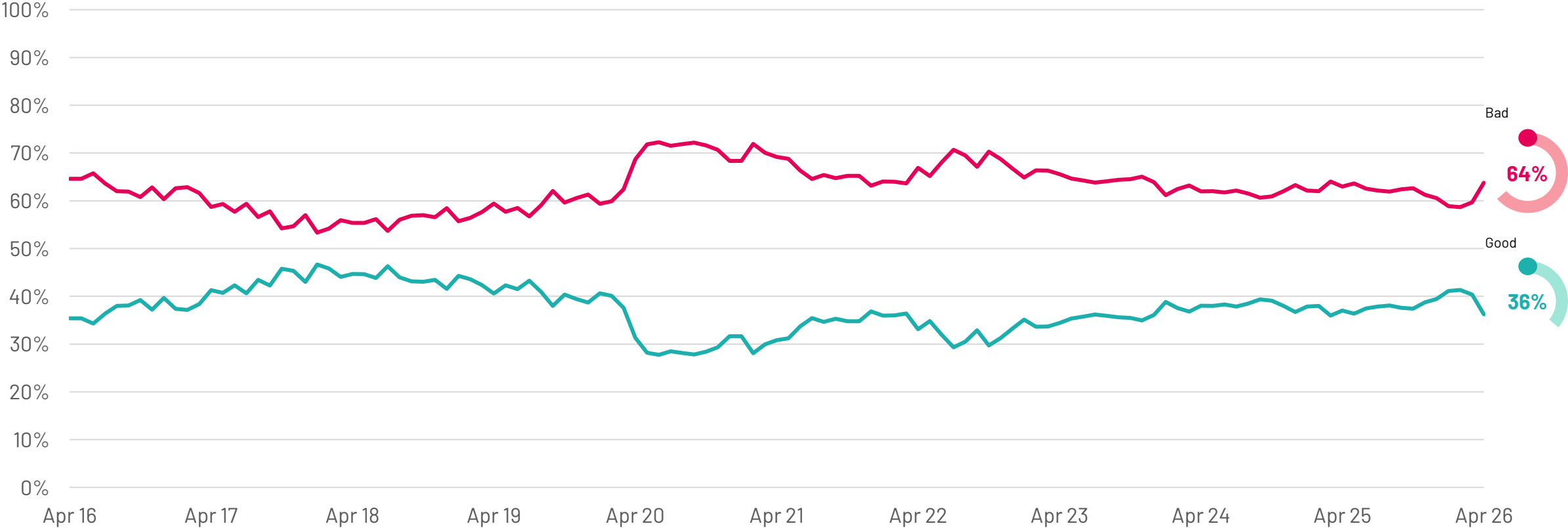
-4	-1
N/A	N/A
-6	-14
-7	-1
-4	-2
-3	+6
+10	+14
+2	+19
-4	-12
+1	+12
-5	-10
-1	-11
-11	-6
-6	-4
+7	+6
-8	-5
-4	+2
-1	-1
-17	-16
-8	+9
-4	-6
-2	-2
-5	-4
-2	+3
-15	-8
-17	+19
=	+5
-7	-6
-4	-9
-5	+4
-5	-10



Global: Current Economic Situation

Q: How would you describe the current economic situation in your country?

(% 'Very good' or 'Somewhat good' & 'Very bad' or 'Somewhat bad')



Base: Representative sample of 24,032 adults aged 16-74 in 30 participating countries, March 20th 2026 - April 3rd 2026.

Source: Ipsos Global Advisor. Global score is a Global Country Average. See methodology for details. **Filter:** Country: World | Current Wave: Apr 26



Key takeaways

1. Cost of living concerns back on top

Last month we were unable to say too much about the ramifications of the ongoing conflict in the Middle East as it had started during March's fieldwork. This month, we can now see the effects taking place, most notably in people's level of concern about the cost of living.

Inflation is once again the primary concern across 30 countries, with the proportion mentioning it increasing four percentage points (pp) to a third (33%) since last month.

Twenty-one out of 30 countries have seen some sort of increase. APAC and Europe nations have experienced the sharpest rises, for instance, worry levels in Japan (36% are now concerned) reaching a 10-year high and France (38%) up 12pp.

2. Worries about military conflict on the rise

The proportion mentioning military conflict between nations across 30 countries has risen 7pp from last month to a fifth (19%). This is the highest it has been since the worry was added to our list in April 2022, after Russia's full-scale invasion of Ukraine. It is now a bigger worry than immigration control and climate change.

Twenty-six out of 30 countries have experienced an increase in concern, with nine nations undergoing double figure increases. Worry levels in the US have more than doubled, up 15pp to 27%, which is the same as July 2025, in the wake of last year's strikes on Iran. It now ranks third. Meanwhile, Great Britain has experienced the largest increase, up 18pp to 31% - the highest level recorded so far.

3. Economic optimism dashed

In February of this year, the proportion across 30 countries believing the economy was "good" reached a six year high of 41%. The level this month has fallen 4pp to 36%, which is where it was in May 2025.

As we see with worries about inflation, the most pessimistic nations are those worst hit by the conflict. Countries in APAC that depend heavily on exports from the Middle East have seen sharp falls, for example Australia, whose score has dropped 11pp to 37%, the lowest since October 2020 (33%).

The proportion in France who think the economy is good has hit a 10-year low after falling 5pp to 7%.

Key figures

27%

in the US say they are concerned about military conflict – up 15pp.

7%

in France say their economy is “good” – the lowest it has been in 10 years.

36%

in Japan say inflation is an issue – the highest it has been in Japan for 10 years.

45%

in Israel think they’re “heading in the right direction” – up 14pp from last month.

36%

of Germans say inequality is one of the main issues, making it their top concern.

47%

of Poles are worried about military conflict, making them the most concerned.

Want to go deeper?

Individual country-level reports for all 30 countries in the survey are now available.

Contact:

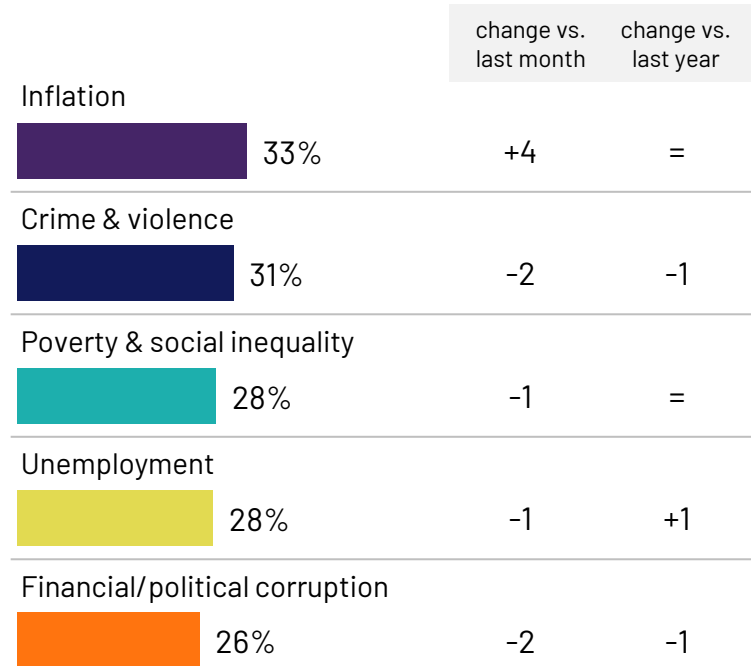
joseph.nadler@ipsos.com

for details.

What Worries the World? APRIL 2026

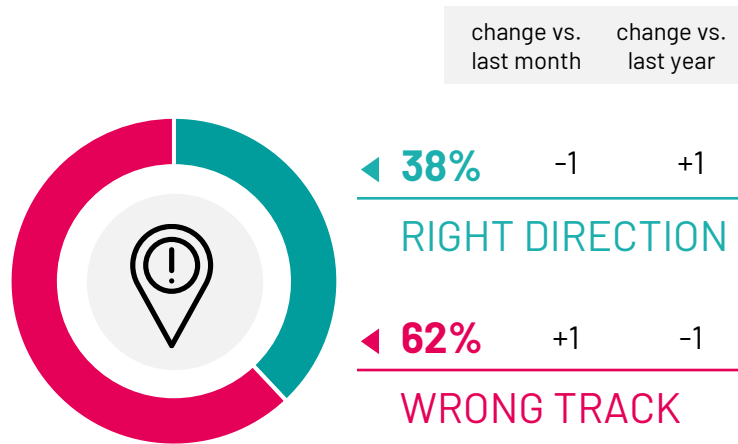
Top five worries

Q: Which three of the following topics do you find the most worrying in your country?



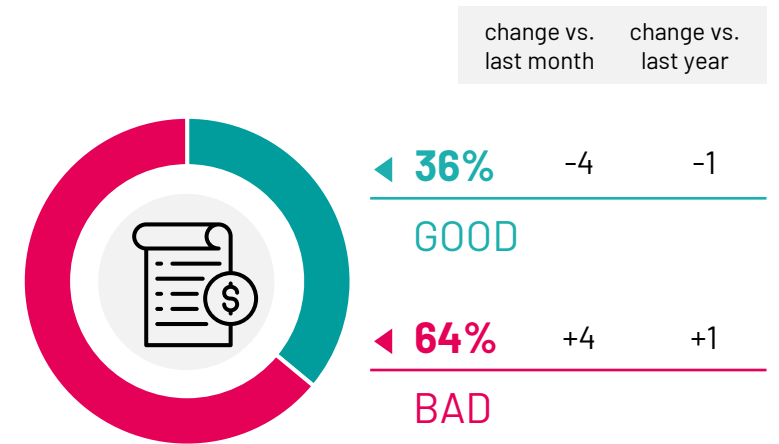
State of the country

Q: Generally speaking, would you say things in this country are heading in the right direction, or are they off on the wrong track?



State of the economy

Q: How would you describe the current economic situation in your country?



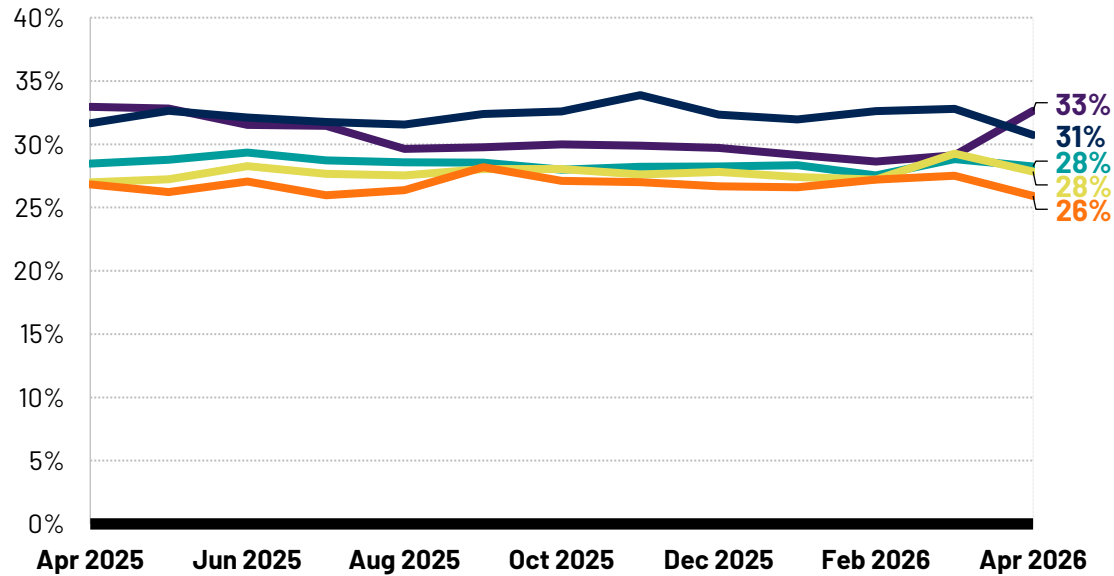
Base: Representative sample of 24,032 adults aged 16-74 in 30 participating countries, March 20th 2026 - April 3rd 2026.

Source: Ipsos Global Advisor. Global score is a Global Country Average. See methodology for details. Filter: Country: World | Current Wave: Apr 26

What Worries the World? 12 MONTH TREND

Top five worries

Q: Which three of the following topics do you find the most worrying in your country?



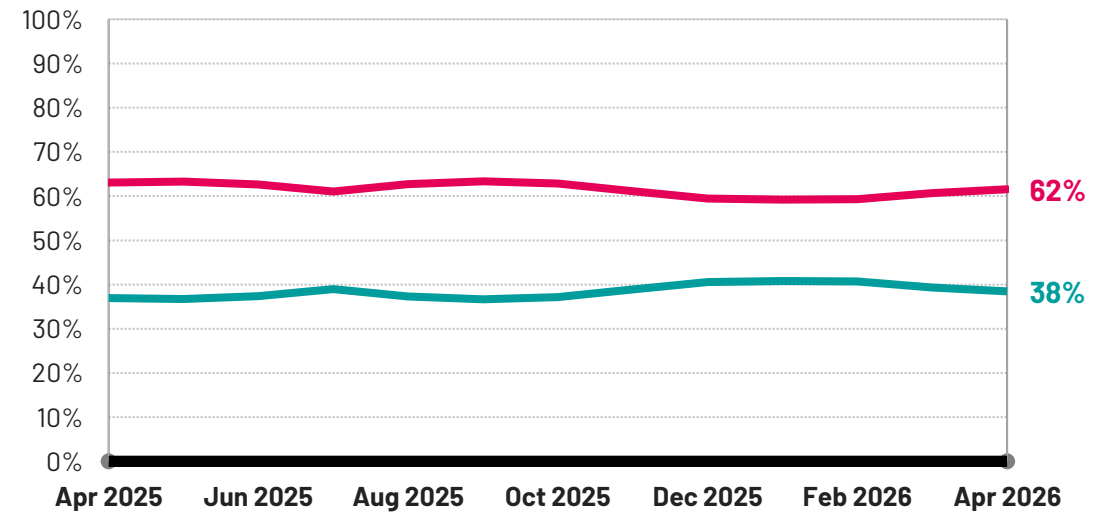
Inflation **Crime** **Inequality** **Jobs** **Corruption**

Base: Representative sample of 24,032 adults aged 16-74 in 30 participating countries, March 20th 2026 - April 3rd 2026.

Source: Ipsos Global Advisor. Global score is a Global Country Average. See methodology for details. Filter: Country: World | Current Wave: Apr 26

State of the country

Q: Generally speaking, would you say things in this country are heading in the right direction, or are they off on the wrong track?



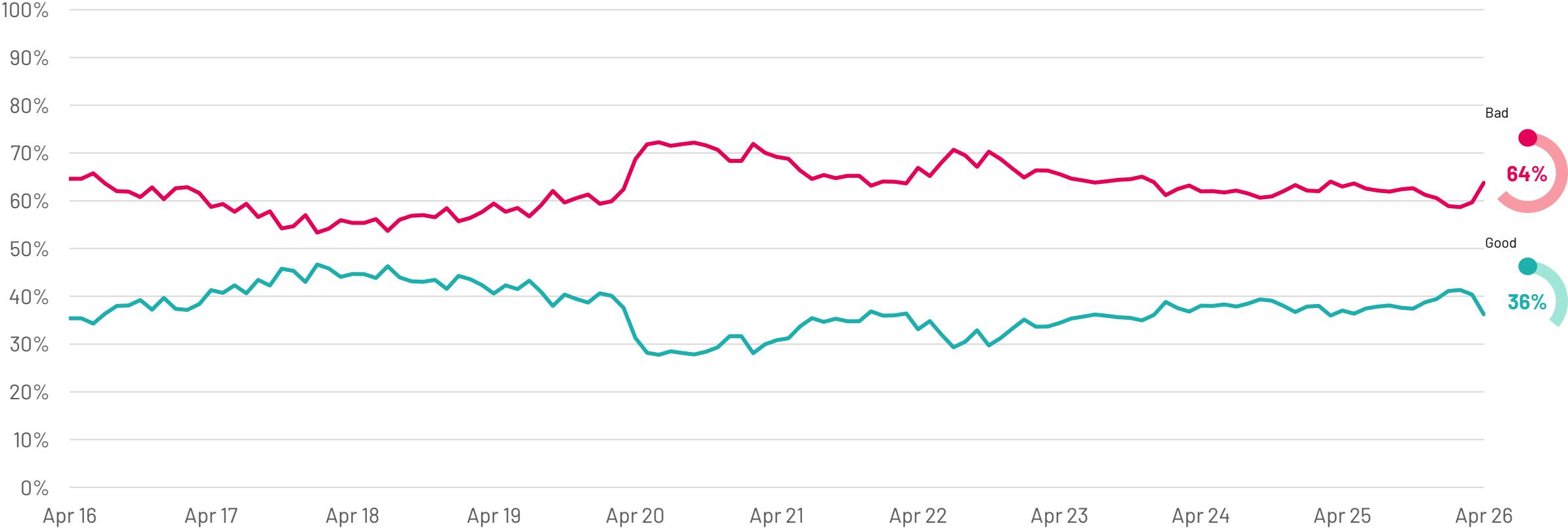
Right Direction Wrong Track



Global: Current Economic Situation

Q: How would you describe the current economic situation in your country?

(% 'Very good' or 'Somewhat good' & 'Very bad' or 'Somewhat bad')



Base: Representative sample of 24,032 adults aged 16-74 in 30 participating countries, March 20th 2026 - April 3rd 2026.

Source: Ipsos Global Advisor. Global score is a Global Country Average. See methodology for details. **Filter:** Country: World | Current Wave: Apr 26



COUNTRY SPOTLIGHT: USA

US SUMMARY: APRIL 2026

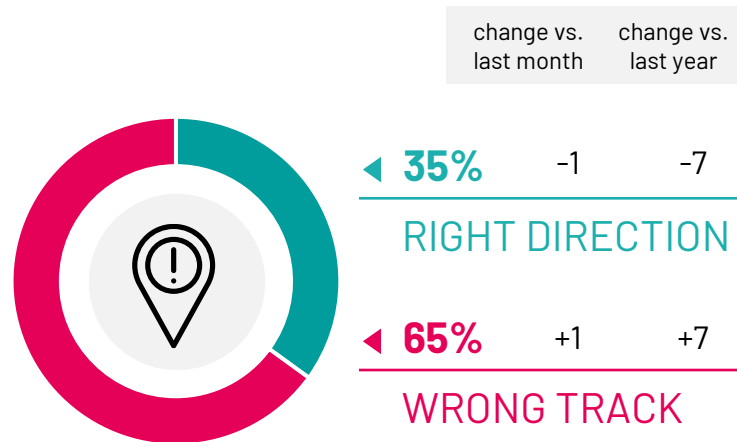
Top five worries

Q: Which three of the following topics do you find the most worrying in your country?

		change vs. last month	change vs. last year
Inflation	38%	=	-2
Financial/political corruption	31%	-2	+1
Military conflict between nations	27%	+15	+15
Healthcare	23%	-4	-1
Crime & violence	21%	-2	-3

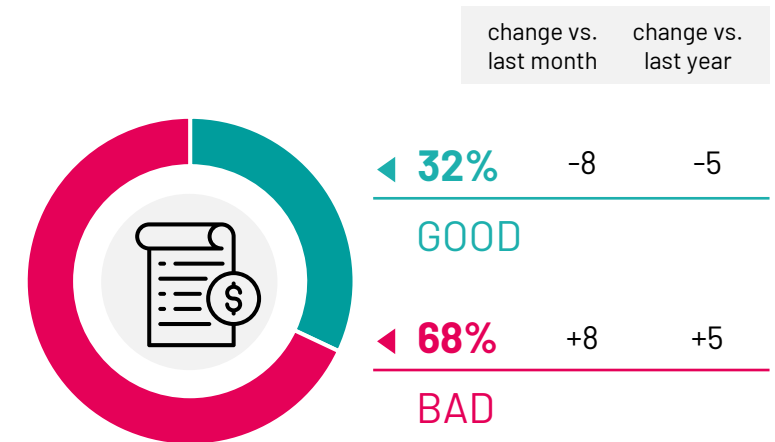
State of the country

Q: Generally speaking, would you say things in this country are heading in the right direction, or are they off on the wrong track?



State of the economy

Q: How would you describe the current economic situation in your country?



Base: Representative sample of American adults aged 16-74. c.1000 per month

Source: Ipsos Global Advisor. Global score is a Global Country Average. See methodology for details. Filter: Country: the US | Current Wave: Apr 26

Country Spotlight: USA

Base: Representative sample of American adults aged 18-74. c.1000 per month.

Source: Ipsos Global Advisor. Global score is a Global Country Average. See methodology for details. Filter: Country: the US | Current Wave: Apr 26

In November 2025's edition we focused on America, looking at people's perceptions one year after President Donald Trump was re-elected. Six months later, we're back, taking stock of what has and hasn't changed.

Notably and understandably, the level of concern about military conflict between nations has shot up dramatically in the last month after the US attacked Iran. Up 15pp on last month, 27% of Americans cite it as one of the main issues, putting it third, behind financial/political

corruption (31%) and inflation (38%). It's an issue that is seen relatively eye-to-eye between Democrats (29% mention it) and Republicans (23%).

Americans' level of concern about inflation has remained high and has been the number one issue since February 2022. Unlike other countries, the US's score hasn't shifted this month. Where we do see shifts is in people's perception to the economy. The proportion of Americans believing their economy is "good" has slumped 8pp from last month to 32%.

27%

say **military conflict between nations** is one of the key issues facing America – up 15pp from last month

Country Spotlight: USA



Base: Representative sample of American adults aged 18-74. c.1000 per month.

Source: Ipsos Global Advisor. Global score is a Global Country Average. See methodology for details. Filter: Country: the US | Current Wave: Apr 26

However, once again, there is a clear political divide, with 53% of Republicans expressing economic optimism vs. 19% of Democrats.

American optimism generally seems to have also taken a hit. The proportion believing the country is “on the right track” has fallen 7pp over the last 12 months. This is something that is reflected in the recent [America 250: Enduring Values, Evolving Identity](#) report, where 52% believe the country’s best days are behind them and

where 77% say they have serious doubts about the country’s future. Furthermore, 57% feel divided over a lot of issues, and they are splitting apart as a country.

That said, the report does highlight a sense of optimism, with 88% agreeing that there’s an urgent need for greater unity. Furthermore, 84% say that when we are united in common cause, there are no limits to what we can achieve.

53%

of Republicans feel the country is “heading in the right direction” vs. 19% of Democrats

Country Spotlight: USA



Base: Representative sample of American adults aged 18-74. c.1000 per month.

Source: Ipsos Global Advisor. Global score is a Global Country Average. See methodology for details. Filter: Country: the US | Current Wave: Apr 26

Alec Tyson, Senior Vice President, Ipsos in the US and co-author of America 250 said: “When you look beyond today’s political debates, you see broad agreement among Americans on the nation’s founding principles and ideals, along with an affirmation of the democratic values and economic opportunity the country should represent. As the US approaches its 250th birthday, our latest report highlights the foundational beliefs that continue to unite

Americans. It’s also clear that the pursuit of a more perfect union is seen as an ongoing endeavor: 64% say there’s much more to do for America to live up to its founding ideals”.



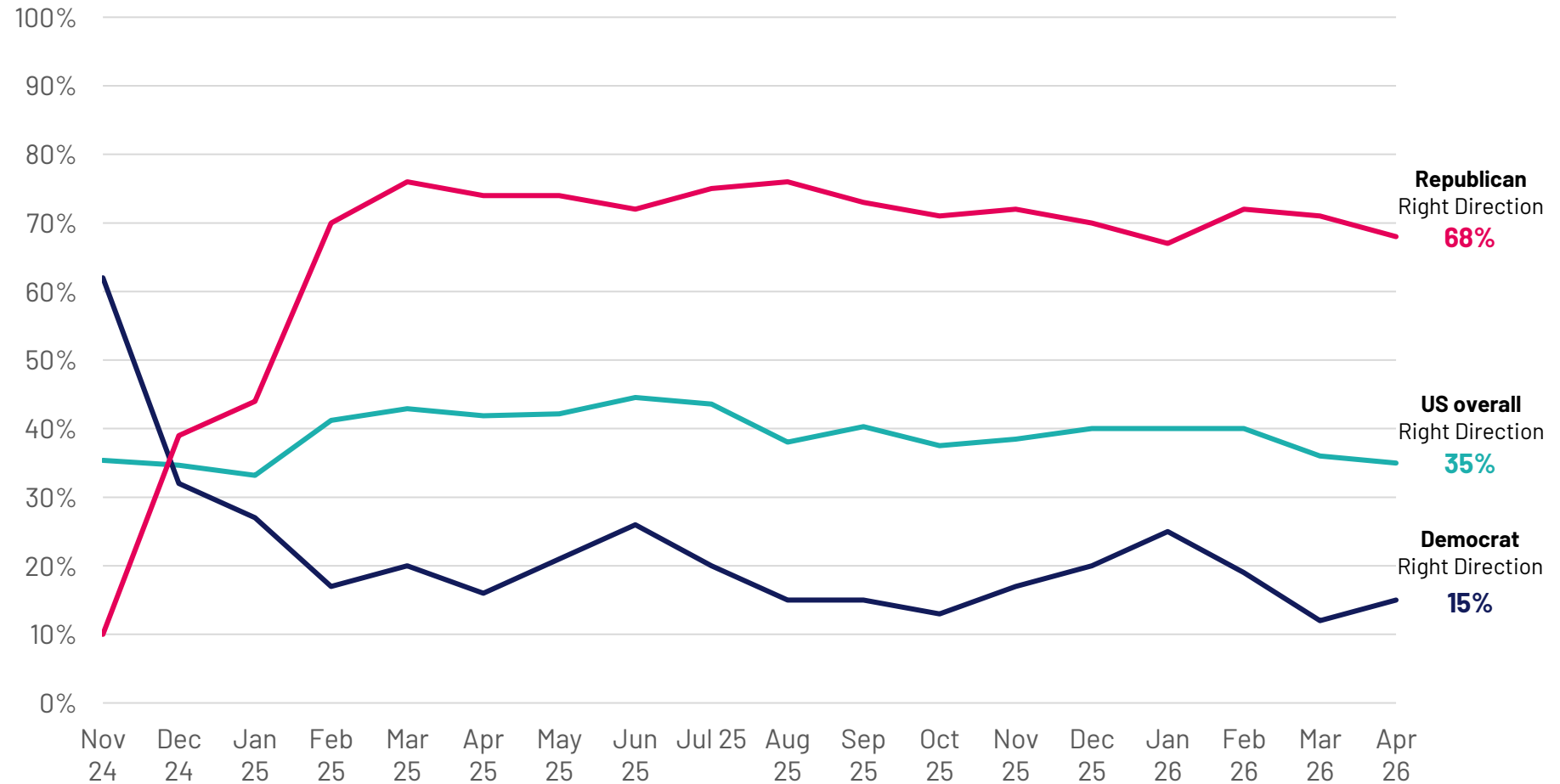
Alec Tyson,
Senior Vice President,
Ipsos in the US.
Alec.Tyson@ipsos.com

US Right/Wrong Direction

Base: Representative sample of American adults aged 18-74. c.1000 per month

Source: Ipsos Global Advisor. Global score is a Global Country Average. See methodology for details. Filter: Country: the US | Current Wave: Apr 26

Q: Would you say things in this country are heading in the right direction, or are they off on the wrong track?



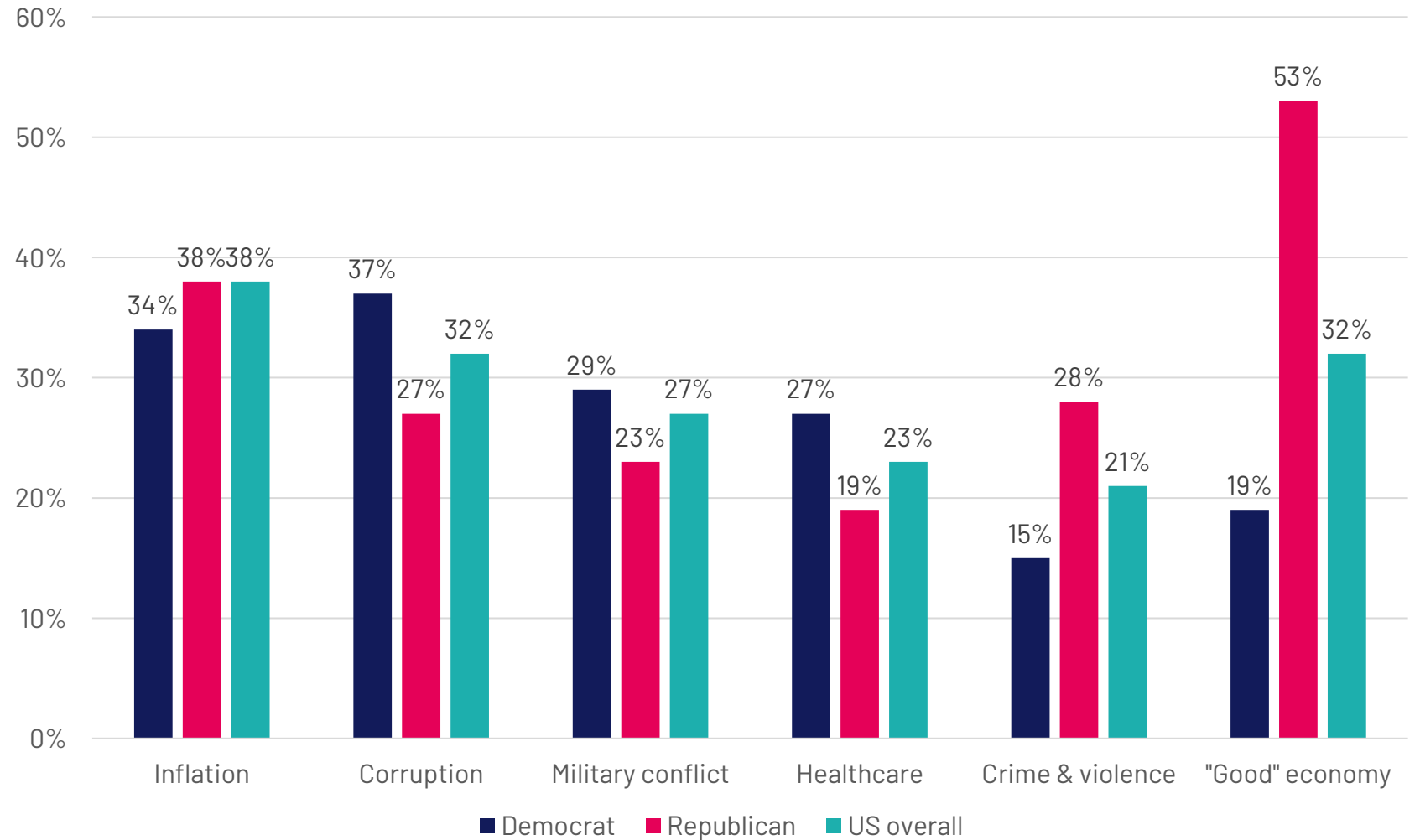
Top Worries & Economy Democrats vs. Republicans

Base: Representative sample of American adults aged 18-74. c.1000 per month

Source: Ipsos Global Advisor. Global score is a Global Country Average. See methodology for details. Filter: Country: the US | Current Wave: Apr 26

Q: Which three of the following topics do you find the most worrying in your country? Top 5 worries

Q: How would you describe the current economic situation in your country? % 'Very good' or 'Somewhat good'





WORRY SPOTLIGHT: MILITARY CONFLICT BETWEEN NATIONS

Worry Spotlight: Military Conflict Between Nations

Base: Representative sample of 24,032 adults aged 18-74 in 30 participating countries, March 20th 2026 - April 3rd 2026.

Source: Ipsos Global Advisor. Global score is a Global Country Average. See methodology for details.

In the wake in April 2022, we began tracking people's concern about military conflict between nations. Since then, we have consistently seen spikes in worry after outbreaks of violence across the world.

After the attacks on Israel in October 2023, the proportion mentioning this issue across 30 countries jumped 4pp to 10% in November 2023. Additionally, when the US initially attacked Iran in June 2025, concern rose from 11% in June to 15% in July. However, this month has seen

the biggest shift in worry after the proportion citing military conflict rose 7pp to its highest recorded level of 19%.

Twenty-six out of 30 countries have experienced an increase in concern, with nine nations undergoing double figure increases.

Due to the nature of this conflict, we also see a jump in concern for inflation. Up 4pp from last month, a third (33%) across 30 countries now select inflation, once again putting it as the primary issue.

19%

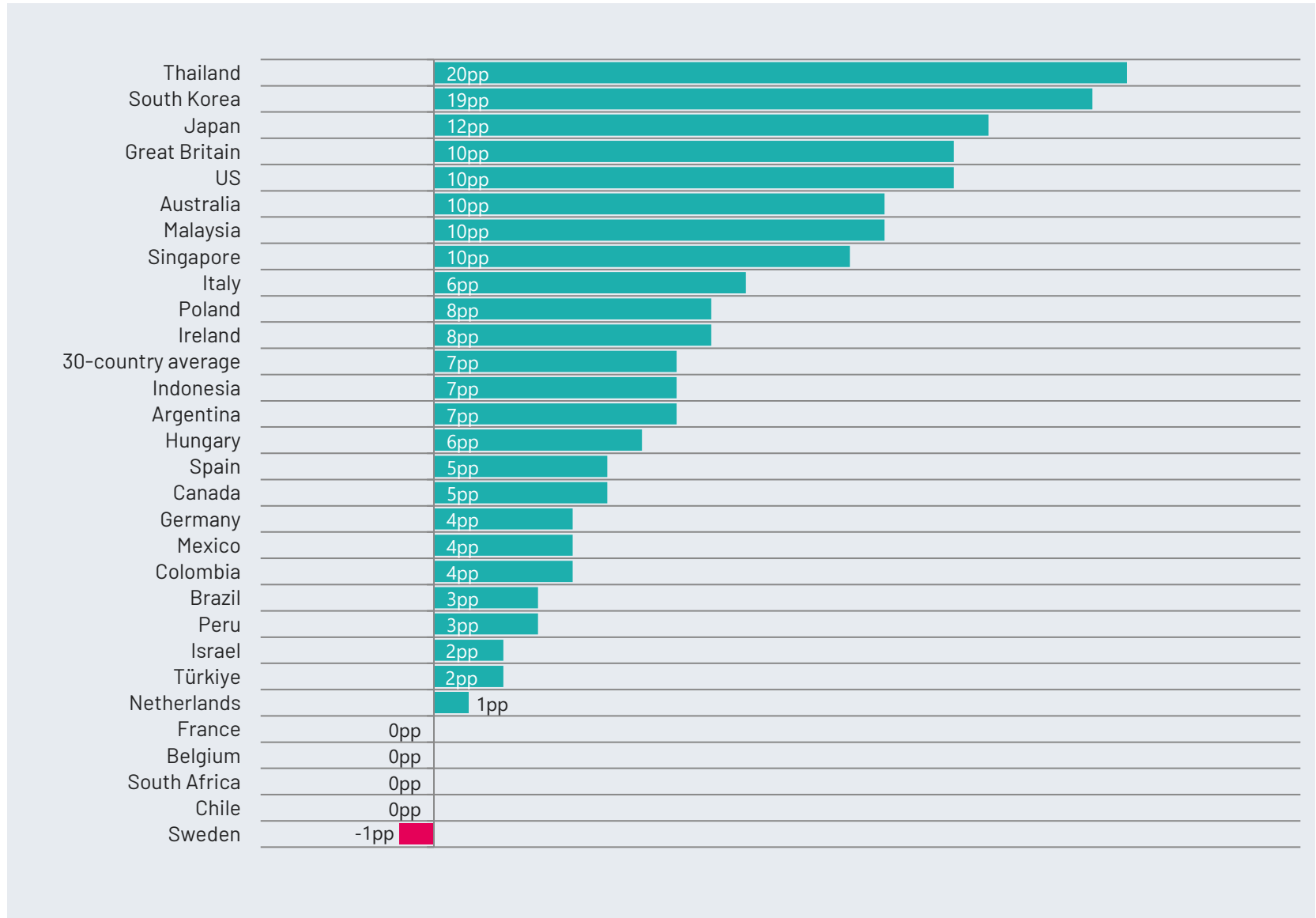
say **military conflict between nations** is one of the key issues facing their country

Worry Spotlight: Military Conflict Between Nations

Percentage point
change between April
2025 and April 2026.

April 2026 Base: Representative sample of 24,032 adults aged 16-74 in 30 participating countries, March 20th 2026 - April 3rd 2026.

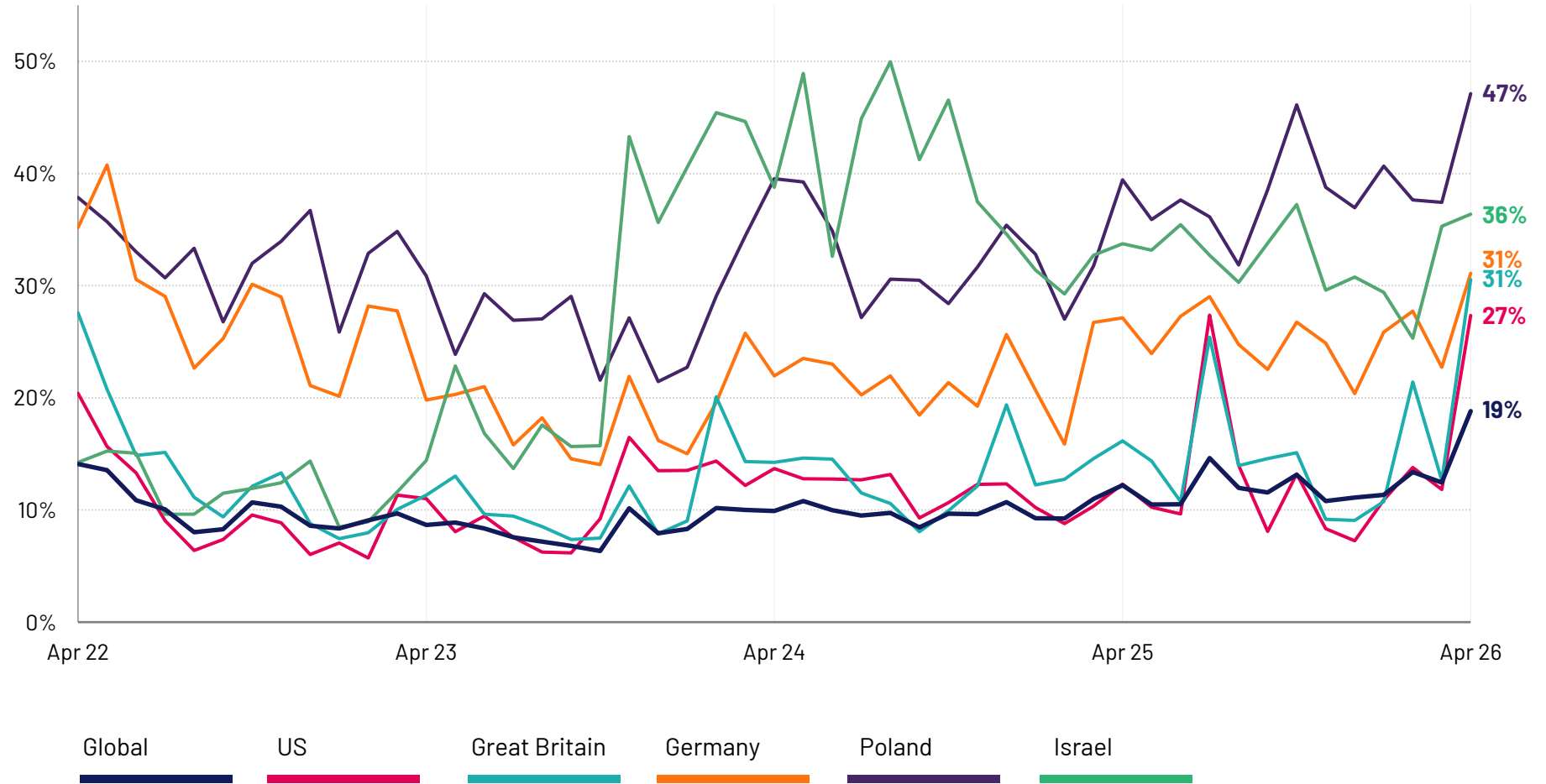
Source: Ipsos Global Advisor. Global score is a Global Country Average. See methodology for details.



Worry Spotlight: Military Conflict Between Nations

Base: Representative sample of 24,032 adults aged 18-74 in 30 participating countries, March 20th 2026 - April 3rd 2026.

Source: Ipsos Global Advisor. Global score is a Global Country Average. See methodology for details.



DIRECTION OF TRAVEL

All countries

Right vs. Wrong Direction Monitor

Base: Representative sample of 24,032 adults aged 18-74 in 30 participating countries, March 20th 2026 - April 3rd 2026.

Source: Ipsos Global Advisor. Global score is a Global Country Average. See methodology for details.

Just under two-fifths (38%) across 30 countries say their nation is “heading in the right direction”.

Israel has experienced the biggest month-on-month change after the proportion saying the country is on the right track increased 14pp to 45%, which is 15pp higher than it was this time last year. This is the most optimistic we have seen the nation since December 2021, when 47% expressed a positive note. Interestingly, they are one of the few nations

also expressing optimism over their economy, with [49% saying it’s in “good” shape](#) – up 10pp from last month.

38%

across 30 countries say their country is “heading in the right direction”

Right vs. Wrong Direction Monitor

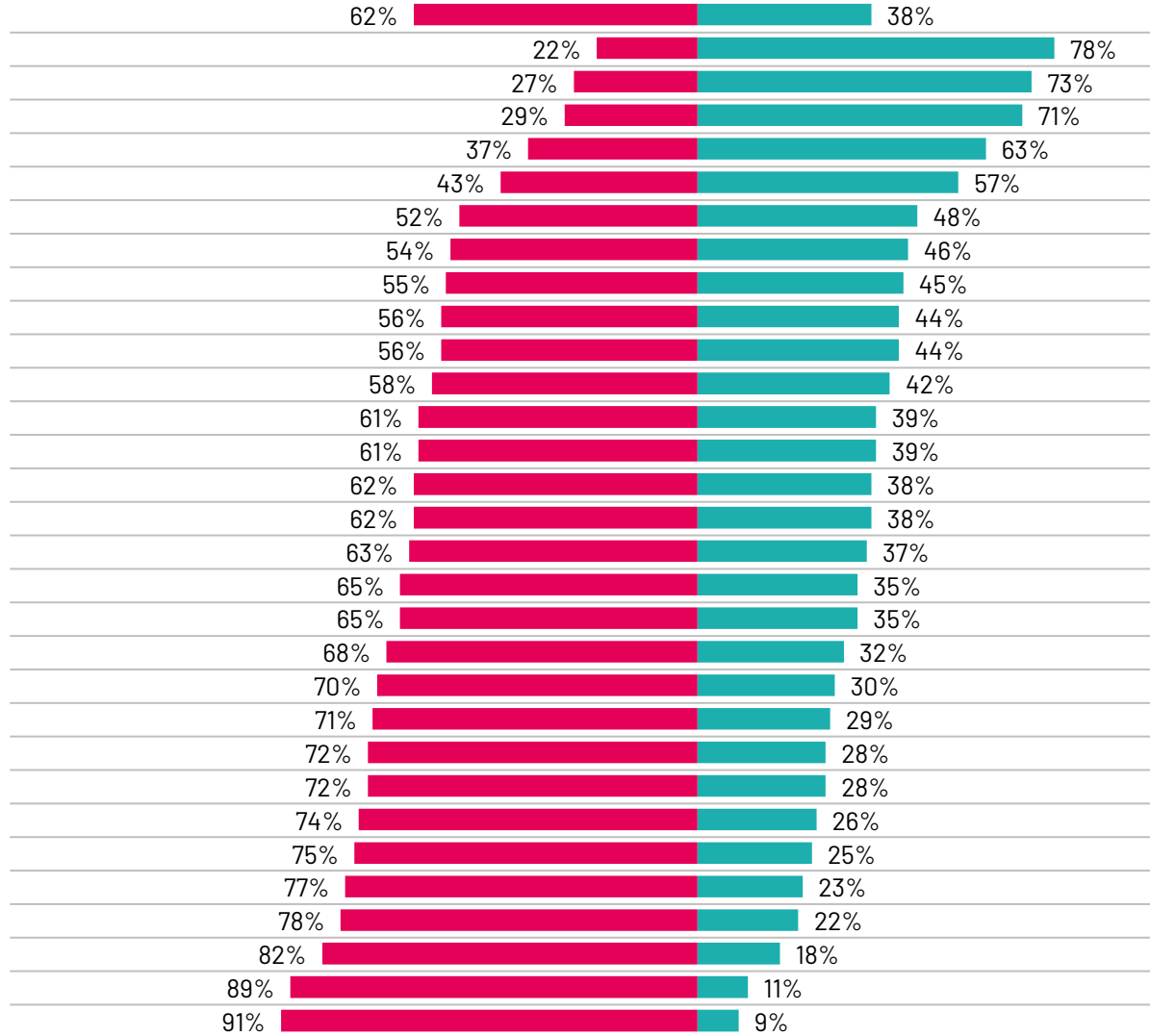
Base: Representative sample of 24,032 adults aged 16-74 in 30 participating countries, March 20th 2026 - April 3rd 2026.



Source: Ipsos Global Advisor. Global score is a Global Country Average. See methodology for details. **Filter:** Country: World | Current Wave: Apr 26

Country

World
Singapore
India
Malaysia
South Korea
Indonesia
Colombia
Argentina
Israel
Thailand
Chile
Canada
Poland
Japan
Ireland
Australia
Spain
US
Mexico
Brazil
Sweden
South Africa
Netherlands
Belgium
Türkiye
Italy
Hungary
Great Britain
Germany
Peru
France

Q: Would you say things in this country are heading in the right direction, or are they off on the wrong track? (April 2026)



Right Direction

 Wrong Track


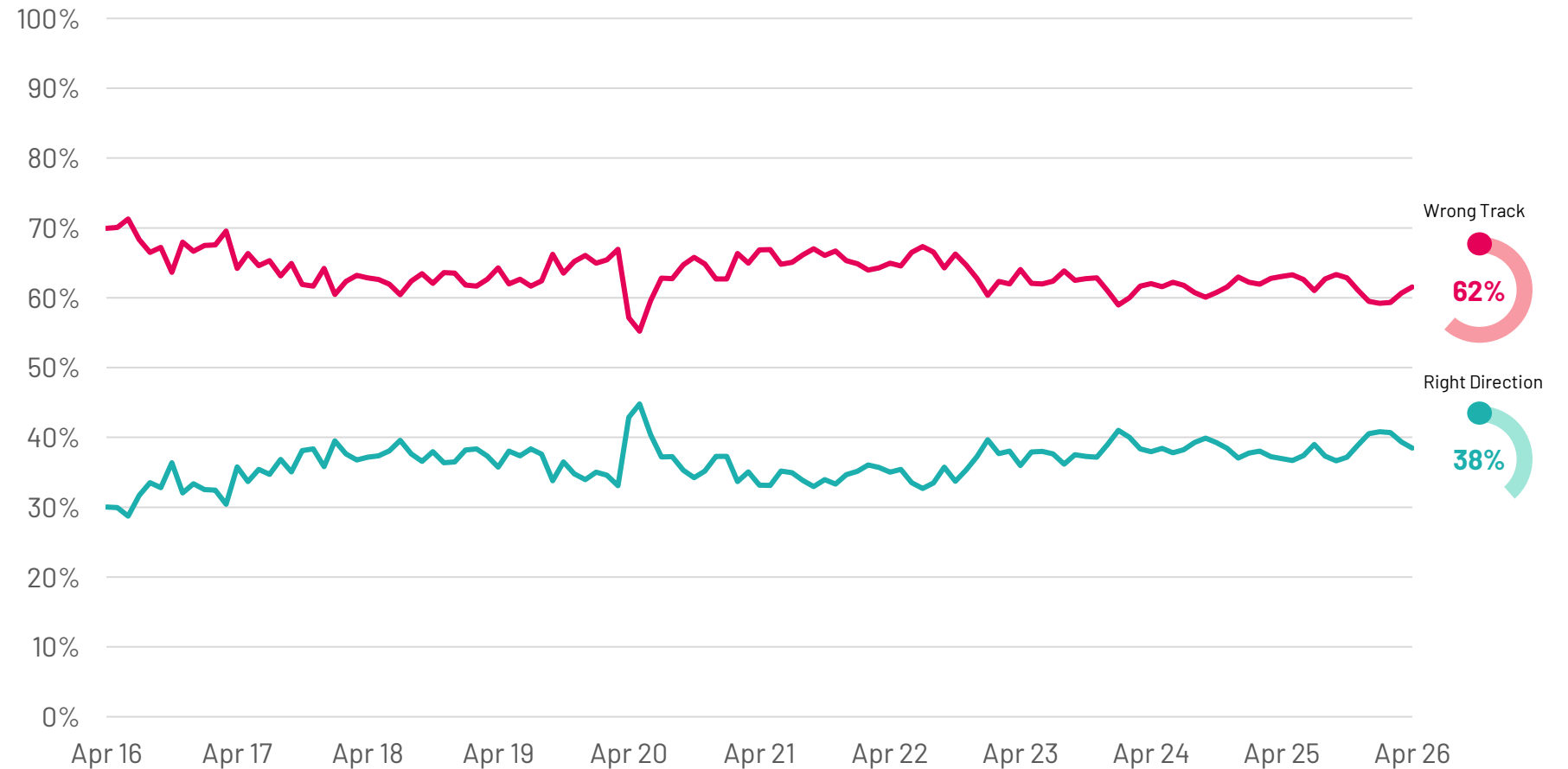
Global Right/Wrong Direction

Global country average score

Base: Representative sample of 24,032 adults aged 18-74 in 30 participating countries, March 20th 2026 - April 3rd 2026.

Source: Ipsos Global Advisor. Global score is a Global Country Average. See methodology for details.

Q: Would you say things in this country are heading in the right direction, or are they off on the wrong track?



WHAT WORRIES THE WORLD?

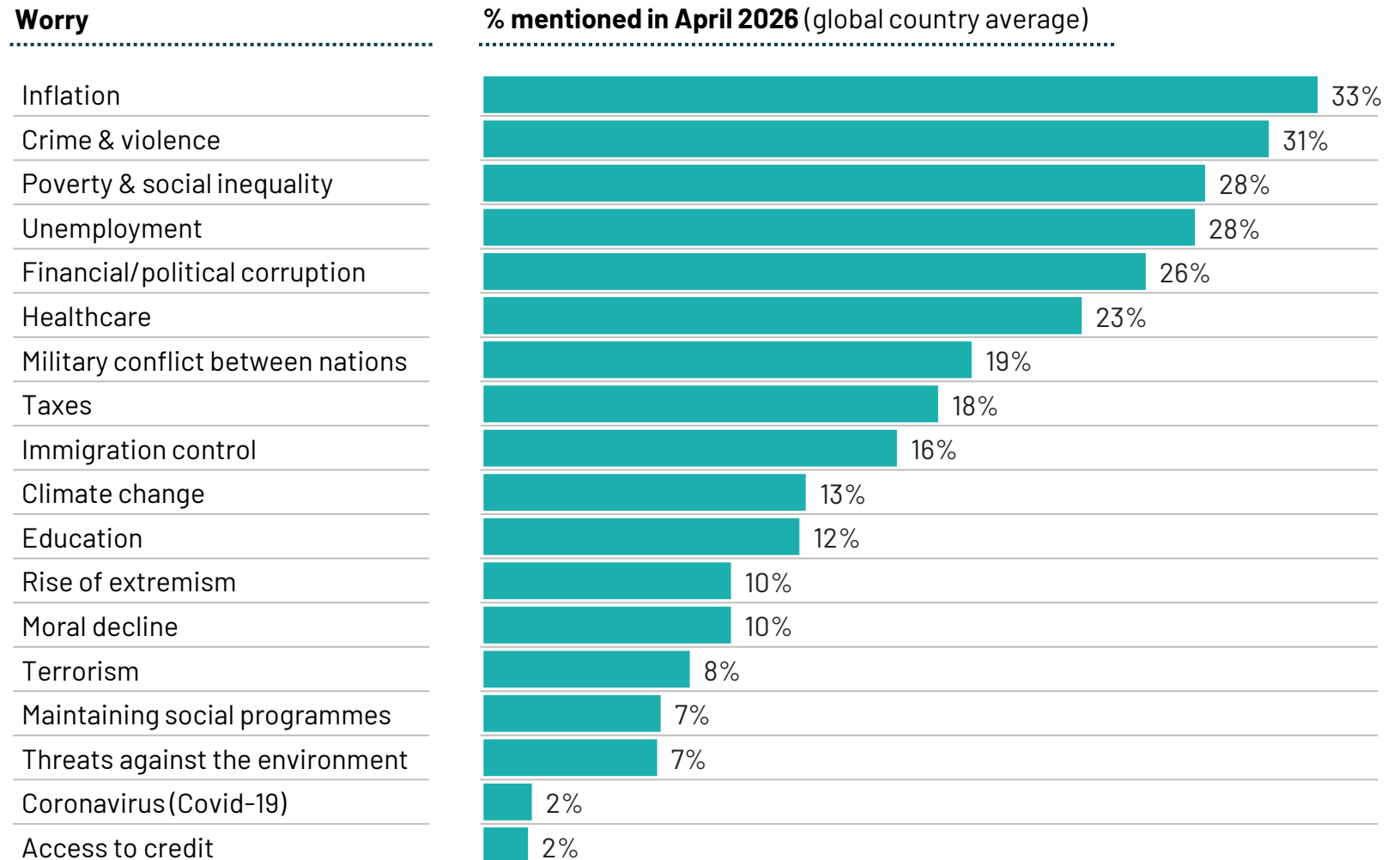
Top issues ranked

World Worries: Full List

Base: Representative sample of 24,032 adults aged 16-74 in 30 participating countries, March 20th 2026 - April 3rd 2026.

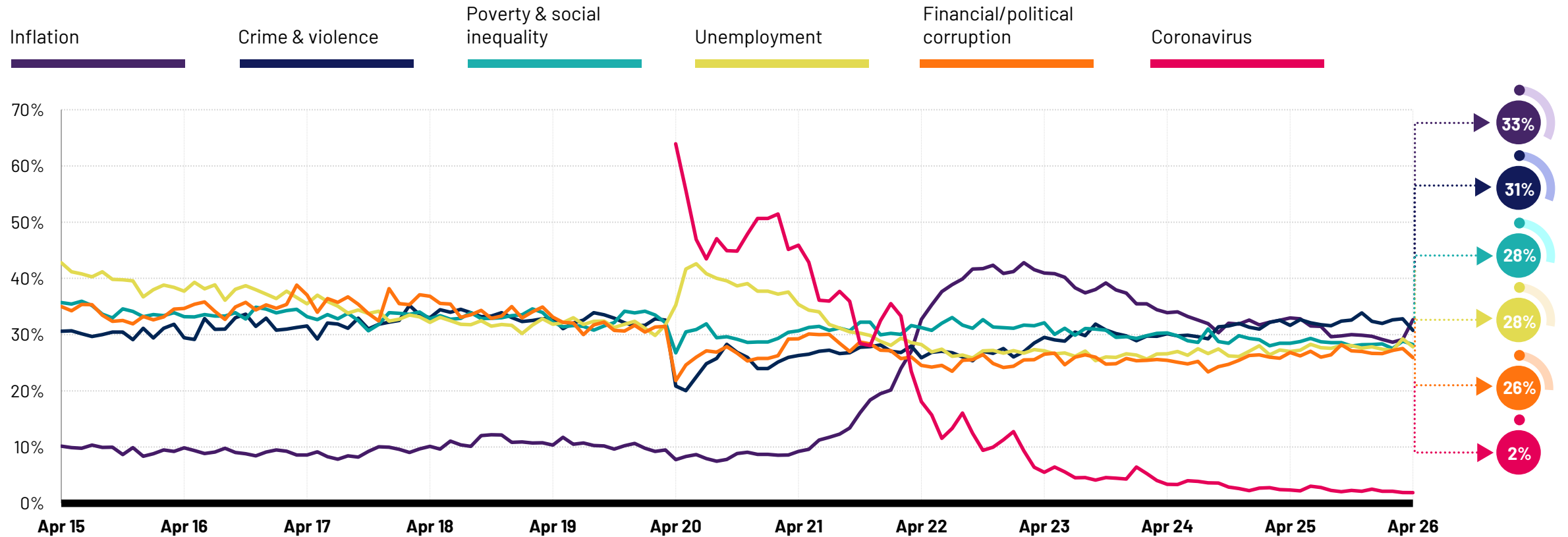
Source: Ipsos Global Advisor. Global score is a Global Country Average. See methodology for details. **Filter:** Country: World | Current Wave: Apr 26

Q: Which three of the following topics do you find the most worrying in your country?



World Worries: Long-Term Trend

Q: Which three of the following topics do you find the most worrying in your country? Global country average



Base: Representative sample of 24,032 adults aged 16-74 in 30 participating countries, March 20th 2026 - April 3rd 2026.

Source: Ipsos Global Advisor. Global score is a Global Country Average. See methodology for details. Filter: Country: World | Current Wave: Apr 26

1. Inflation

Base: Representative sample of 24,032 adults aged 18-74 in 30 participating countries, March 20th 2026 - April 3rd 2026.

Source: Ipsos Global Advisor. Global score is a Global Country Average. See methodology for details.

We now seem to be seeing the economic effects of the Iran War and the blocking of the Strait of Hormuz. Across 30 countries, the proportion mentioning inflation has risen 4pp from last month.

Worry is widespread, with 21 out of 30 nations on our list having experienced some sort of increase in concern compared with last month.

APAC might be feeling the brunt of this conflict, with Australia (49%), Malaysia (36%), Japan (36%), and Indonesia (28%) all showing escalating concerns. For example, the level of concern rose 5pp in Japan, putting their score at a 10-year high.

Similarly, concern has grown in Europe, particularly in France (38%) where the level increased 12pp from last month. Great Britain (35%) is up 8pp, Spain (33%) is also up 5pp, Italy (32%) is up 9pp, and Belgium (30%) is up 8pp.

Countries where INFLATION is the #1 concern:

- Singapore (58%)
- Türkiye (50%)
- Australia (49%)
- Canada (47%)
- US (38%)
- France (38%)
- Ireland (36%; joint with healthcare)
- Japan (36%)

33%

say **inflation** is one of the key issues facing their country

1. Inflation

Base: Representative sample of 24,032 adults aged 16-74 in 30 participating countries, March 20th 2026 - April 3rd 2026.

Source: Ipsos Global Advisor. Global score is a Global Country Average. See methodology for details. **Filter:** Country: World | Current Wave: Apr 26

Country	% choosing inflation as a worry	Change from 12-month	
		last month	change
World	33%	+4	=
Singapore	58%	+2	+2
Türkiye	50%	-1	-5
Australia	49%	+6	+3
Canada	47%	-2	-6
Chile	42%	+20	+24
South Korea	42%	+2	+4
US	38%	=	-2
France	38%	+12	+7
Malaysia	36%	+8	+1
Hungary	36%	+6	-13
Japan	36%	+5	+1
Ireland	36%	-1	+3
Argentina	36%	=	-5
Great Britain	35%	+8	+5
Poland	34%	+9	-3
Spain	33%	+5	+4
Italy	32%	+9	+4
Germany	31%	+3	-4
Belgium	30%	+8	+5
Mexico	29%	=	=
Indonesia	28%	+12	+6
Thailand	27%	+4	-4
India	24%	N/A	N/A
Brazil	23%	+1	-13
South Africa	21%	+4	-2
Netherlands	21%	+5	-2
Peru	18%	+3	+4
Colombia	17%	-2	-2
Sweden	17%	+1	-8
Israel	12%	=	-3

2. Crime & Violence

Base: Representative sample of 24,032 adults aged 18-74 in 30 participating countries, March 20th 2026 - April 3rd 2026.

Source: Ipsos Global Advisor. Global score is a Global Country Average. See methodology for details.

Across 30 countries, the proportion mentioning crime & violence has fallen to 31%. In 21 out of 30 nations, there has been some sort of decrease in the level of concern.

Chile may be experiencing a mix of post-election sentiment and concern about geopolitics. The level of concern for crime has fallen sharply since last month, down 10pp to 49%, which is the lowest it has been since February 2022 (when it was 48%). The concern for crime seems to have an inverse

relationship with inflation in Chile, as the level of worry as increased 20pp to 42%.

Countries where CRIME & VIOLENCE is the #1 concern:

- Peru (70%)
- Mexico (60%)
- Sweden (59%)
- Chile (49%)
- Brazil (47%)
- Colombia (44%)
- Italy (35%)

31%

say **crime & violence** is one of the key issues facing their country

2. Crime & Violence

Base: Representative sample of 24,032 adults aged 16-74 in 30 participating countries, March 20th 2026 - April 3rd 2026.

Source: Ipsos Global Advisor. Global score is a Global Country Average. See methodology for details. **Filter:** Country: World | Current Wave: Apr 26

Country	% choosing crime & violence as a worry	Change from 12-month	
		last month	change
World	31%	-2	-1
Peru	70%	+6	-5
Mexico	60%	-1	+2
Sweden	59%	+1	-2
South Africa	54%	-2	+3
Chile	49%	-10	-17
Brazil	47%	-1	+1
Colombia	44%	+7	+7
Türkiye	38%	+2	+14
Argentina	37%	=	-12
Italy	35%	-3	+8
Israel	33%	-12	=
France	33%	-5	-4
Australia	31%	-3	-3
Malaysia	29%	-3	-1
India	26%	N/A	N/A
Ireland	26%	-4	-2
Belgium	25%	-3	-2
Thailand	24%	+1	-3
Germany	24%	-8	-6
Netherlands	22%	=	+1
Great Britain	22%	-1	-2
US	21%	-2	-3
Canada	19%	-1	+1
Spain	19%	=	+2
South Korea	18%	-1	+6
Indonesia	16%	-4	-4
Japan	15%	-4	-4
Hungary	9%	-6	-2
Poland	9%	-4	-1
Singapore	8%	+1	-2

3. Poverty & Social Inequality

Base: Representative sample of 24,032 adults aged 18-74 in 30 participating countries, March 20th 2026 - April 3rd 2026.

Source: Ipsos Global Advisor. Global score is a Global Country Average. See methodology for details.

The proportion mentioning poverty & social inequality across 30 countries has fallen marginally to 28% this month.

Germany now has inequality as their top priority after the level of concern about different worries shifted from last month. Up 3pp from March, the proportion of Germans mentioning it is now at 36%, which is 5pp higher than this time last year.

Countries where POVERTY & SOCIAL INEQUALITY is the #1 concern:

- Germany (36%)

28%

say **poverty & social inequality** is one of the key issues facing their country

3. Poverty & Social Inequality

Base: Representative sample of 24,032 adults aged 16-74 in 30 participating countries, March 20th 2026 - April 3rd 2026.

Source: Ipsos Global Advisor. Global score is a Global Country Average. See methodology for details. **Filter:** Country: World | Current Wave: Apr 26

Country	% choosing poverty & social inequality as a worry	Change from 12-month	
		last month	change
World	28%	-1	=
Indonesia	45%	-5	+4
Thailand	41%	+6	+2
Argentina	41%	-3	+2
Hungary	38%	-5	-2
Germany	36%	+3	+5
Brazil	36%	=	+2
Türkiye	35%	-3	+1
Japan	34%	+2	+1
Peru	33%	-1	+1
Ireland	32%	+7	+5
Netherlands	30%	-5	-1
Colombia	30%	+2	-2
Mexico	30%	+5	+5
South Africa	29%	-4	-2
Chile	27%	+2	+4
South Korea	26%	+2	+6
Belgium	26%	-2	-1
Italy	26%	-1	-2
Spain	25%	+1	+1
Australia	25%	-1	-3
Sweden	24%	=	+3
Canada	24%	=	-1
France	22%	-4	-2
Malaysia	21%	-3	-9
Great Britain	21%	-6	-8
Israel	20%	-2	-9
India	20%	N/A	N/A
Singapore	19%	=	=
Poland	16%	-3	-2
US	15%	-3	-7

4. Unemployment

Base: Representative sample of 24,032 adults aged 18-74 in 30 participating countries, March 20th 2026 - April 3rd 2026.

Source: Ipsos Global Advisor. Global score is a Global Country Average. See methodology for details.

The proportion mentioning unemployment across 30 countries has fallen fractionally this month to 28%.

In South Africa, the level of worry has risen slightly to nearly seven in ten (68%), which is 6pp higher than this time last year. However, this is a relatively typical score in a country where unemployment has been the primary issue since May 2021.

Sweden, on the other hand, has seen a drop in the level of concern after falling 12pp from last month to a fifth (21%). This

is the lowest it has been since December 2024 (also 21%).

Countries where UNEMPLOYMENT is the #1 concern:

- South Africa (68%)
- Argentina (57%)
- India (43%)
- South Korea (43%)

28%

say **unemployment** is one of the key issues facing their country

4. Unemployment

Base: Representative sample of 24,032 adults aged 16-74 in 30 participating countries, March 20th 2026 - April 3rd 2026.

Source: Ipsos Global Advisor. Global score is a Global Country Average. See methodology for details. **Filter:** Country: World | Current Wave: Apr 26

Country	% choosing unemployment as a worry	Change from 12-month	
		last month	change
World	28%	-1	+1
South Africa	68%	+2	+6
Argentina	57%	-3	+11
Indonesia	51%	-1	+5
Singapore	48%	-2	+7
India	43%	N/A	N/A
South Korea	43%	-6	+5
Colombia	39%	+3	-5
Chile	35%	-2	+4
Mexico	32%	-4	-4
Italy	31%	-1	-2
Peru	29%	+2	-5
Malaysia	27%	-2	-3
Türkiye	27%	+1	+2
Spain	26%	-1	-5
Poland	23%	-7	+4
Thailand	22%	=	-9
Belgium	21%	-7	+2
Sweden	21%	-12	-7
Australia	21%	+2	+3
Canada	21%	-7	-2
Great Britain	19%	-4	+2
Ireland	19%	+1	-2
Hungary	18%	+2	+1
US	17%	-1	+1
Brazil	17%	+2	+1
Japan	14%	-2	-3
Germany	14%	+1	+3
France	13%	+1	+3
Israel	11%	-2	+1
Netherlands	6%	-1	+1

5. Financial/ Political Corruption

Base: Representative sample of 24,032 adults aged 18-74 in 30 participating countries, March 20th 2026 - April 3rd 2026.

Source: Ipsos Global Advisor. Global score is a Global Country Average. See methodology for details.

Down slightly from last month, a quarter (26%) across 30 countries now say financial/political corruption is an issue.

A high-profile [corruption case in Indonesia involving the state-run oil company](#), Pertamina, led to several people being jailed, including former CEOs, for illegal leasing of a fuel terminal and illegal imports of oil. Since this case, the level of worry in the nation has fallen 10pp to 58%. This is 12pp lower than last April and the lowest it has been

since January 2025 (when it was 56%). Potentially showing people are less worried due to the justice system working.

Countries where **FINANCIAL/POLITICAL CORRUPTION is the #1 concern:**

- Indonesia (58%)
- Thailand (49%)
- Malaysia (48%)

26%

say **financial/political corruption** is one of the key issues facing their country

5. Financial/ Political Corruption

Base: Representative sample of 24,032 adults aged 16-74 in 30 participating countries, March 20th 2026 - April 3rd 2026.

Source: Ipsos Global Advisor. Global score is a Global Country Average. See methodology for details. **Filter:** Country: World | Current Wave: Apr 26

Country	% choosing financial/political corruption as a worry	Change from 12-month	
		last month	change
World	26%	-2	-1
Indonesia	58%	-10	-12
Peru	54%	=	-2
Hungary	52%	=	+5
South Africa	50%	+1	+12
Thailand	49%	-5	+10
Malaysia	48%	-1	=
Brazil	39%	-3	+11
Colombia	34%	-3	-7
US	31%	-2	+1
Mexico	30%	+1	+3
India	29%	N/A	N/A
Chile	29%	-2	-4
Spain	29%	-5	+2
Argentina	28%	+4	+1
South Korea	27%	-5	-18
Israel	26%	-4	-7
Türkiye	24%	-2	-13
Poland	22%	=	+4
Canada	13%	+1	-3
Australia	12%	-3	-1
Belgium	12%	-1	-1
France	11%	-2	+3
Japan	11%	-1	-13
Ireland	10%	-2	+1
Italy	10%	-3	-1
Great Britain	9%	-6	-1
Germany	9%	-1	+2
Sweden	8%	=	-2
Netherlands	8%	+3	+1
Singapore	5%	=	-6

6. Healthcare

Base: Representative sample of 24,032 adults aged 18-74 in 30 participating countries, March 20th 2026 - April 3rd 2026.

Source: Ipsos Global Advisor. Global score is a Global Country Average. See methodology for details.

The proportion selecting healthcare across 30 countries now sits at 23%.

In Great Britain, priorities have been shifting over the last three years or so. From October 2023 to June 2025, healthcare was Britain's number one concern, hitting a 10-year high of 50% in July 2024. However, in the summer of 2025, the level of concern dropped off while worry about immigration took over as the top issue. This month sees a new milestone as the proportion of Brits

mentioning healthcare fell 8pp to 30%, which is the lowest it has been since July 2022 (31%). It is now Great Britain's fourth biggest worry.

Countries where Healthcare is the #1 concern:

- Hungary (62%)
- Ireland (36%; joint with inflation)
- Spain (35%)

23%

say **Healthcare** is one of the key issues facing their country

6. Healthcare

Base: Representative sample of 24,032 adults aged 16-74 in 30 participating countries, March 20th 2026 - April 3rd 2026.

Source: Ipsos Global Advisor. Global score is a Global Country Average. See methodology for details. **Filter:** Country: World | Current Wave: Apr 26

Country	% choosing Healthcare as a worry	Change from 12-month	
		last month	change
World	23%	-1	=
Hungary	62%	=	+3
Poland	46%	+1	+3
Canada	41%	-1	-1
Colombia	38%	-2	+6
Ireland	36%	-6	-5
Spain	35%	+2	+4
Brazil	35%	=	-2
Singapore	33%	-2	+2
Italy	31%	-5	-5
Great Britain	30%	-8	-9
France	27%	=	+3
Netherlands	26%	-8	+1
Sweden	23%	+2	+3
US	23%	-4	-1
Germany	23%	+1	+6
Peru	21%	+4	+7
Australia	21%	-6	-10
Mexico	21%	+2	+1
Belgium	19%	=	-3
India	18%	N/A	N/A
Chile	15%	-2	-1
South Africa	14%	=	-3
Japan	12%	=	+1
Argentina	12%	=	-2
Israel	11%	+2	+5
Malaysia	9%	-2	-1
Thailand	7%	=	-2
Indonesia	5%	-1	-1
Türkiye	5%	-2	+1
South Korea	5%	=	-7

7. Military Conflict Between Nations

Base: Representative sample of 24,032 adults aged 18-74 in 30 participating countries, March 20th 2026 - April 3rd 2026.

Source: Ipsos Global Advisor. Global score is a Global Country Average. See methodology for details.

The proportion mentioning military conflict between nations across 30 countries has risen 7pp from last month to a fifth (19%). This is the highest it has been since the worry was added to our list in April 2022, after Russia's full-scale invasion of Ukraine.

Twenty-six out of 30 countries have experienced an increase in concern, with nine nations undergoing double figure increases.

The US's score has jumped 15pp to 27%, which is the same as July 2025, in the wake of that

year's attacks on Iran when.

Great Britain has experienced the largest increase of 18pp to 31% - the highest it has been for the nation.

Poland is the most worried, with 47% citing it. This is the highest score yet recorded.

Countries where MILITARY CONFLICT BETWEEN NATIONS is the #1 concern:

- Poland (47%)

19%

say **military conflict between nations** is one of the key issues facing their country

7. Military Conflict Between Nations

Base: Representative sample of 24,032 adults aged 16-74 in 30 participating countries, March 20th 2026 - April 3rd 2026.

Source: Ipsos Global Advisor. Global score is a Global Country Average. See methodology for details. **Filter:** Country: World | Current Wave: Apr 26

Country	% choosing military conflict between nations as a worry	Change from 12-month	
		last month	change
World	19%	+7	+7
Poland	47%	+10	+8
Israel	36%	+1	+2
Germany	31%	+8	+4
Great Britain	31%	+18	+15
Netherlands	30%	+10	+1
Japan	29%	+8	+16
South Korea	29%	+14	+19
US	27%	+15	+15
Thailand	27%	-2	+20
Italy	27%	+15	+9
France	25%	+8	=
Australia	23%	+16	+13
Belgium	23%	+5	=
Spain	21%	+14	+5
Sweden	20%	+2	-1
Malaysia	18%	+9	+13
Ireland	18%	+10	+8
Singapore	17%	+7	+12
Canada	15%	+7	+5
India	12%	N/A	N/A
Hungary	11%	+2	+6
Indonesia	11%	+6	+7
Mexico	9%	+4	+4
Argentina	8%	+4	+7
Colombia	6%	-1	+4
Brazil	6%	+2	+3
Türkiye	4%	+2	+2
Peru	4%	+2	+3
South Africa	4%	+1	=
Chile	3%	-2	=

8. Taxes

Base: Representative sample of 24,032 adults aged 18-74 in 30 participating countries, March 20th 2026 - April 3rd 2026.

Source: Ipsos Global Advisor. Global score is a Global Country Average. See methodology for details.

Across 30 countries, the proportion selecting taxes has risen slightly to 18%.

The proportion of Germans choosing taxes as one of the main issues facing their country has increased 5pp from last month to a fifth (20%). Not only is this 7pp higher than this time last year, but it is also the highest it has been in a decade. This may be due to a lot of media coverage in Germany about energy companies making excessive profits in the wake of the Iran War.

Countries where TAXES is the #1 concern:

- Belgium (38%)

18%

say **taxes** is one of the key issues facing their country

8. Taxes

Base: Representative sample of 24,032 adults aged 16-74 in 30 participating countries, March 20th 2026 - April 3rd 2026.

Source: Ipsos Global Advisor. Global score is a Global Country Average. See methodology for details. **Filter:** Country: World | Current Wave: Apr 26

Country	% choosing taxes as a worry	Change from 12-month	
		last month	change
World	18%	+1	+1
Belgium	38%	+3	+10
Japan	28%	-1	-5
Italy	28%	+1	=
Brazil	26%	-2	+1
France	25%	+4	+7
Canada	24%	-4	-5
Israel	22%	+5	+2
Türkiye	21%	=	+5
Germany	20%	+5	+7
Spain	20%	=	=
Netherlands	19%	-2	+3
Mexico	19%	+3	+6
Singapore	18%	+2	=
Great Britain	18%	-1	-5
Argentina	18%	+5	+2
India	17%	N/A	N/A
Ireland	17%	=	+2
South Korea	16%	=	+5
US	16%	-1	=
Australia	16%	-1	-5
Poland	15%	-3	-1
Thailand	15%	+3	+6
Sweden	14%	+4	+4
Indonesia	14%	-1	-1
Colombia	12%	-2	-1
Malaysia	11%	-2	-3
Chile	10%	+3	+2
South Africa	9%	+2	-12
Hungary	6%	-1	-1
Peru	3%	=	-1

9. Immigration Control

Base: Representative sample of 24,032 adults aged 18-74 in 30 participating countries, March 20th 2026 - April 3rd 2026.

Source: Ipsos Global Advisor. Global score is a Global Country Average. See methodology for details.

The proportion selecting immigration control across 30 countries this month has fallen fractionally to 16%.

Chile seems to still be feeling the effects of their election in December 2025, in which the right-wing José Antonio Kast won. The level of concern about immigration control has fallen a further 7pp this month to 23% which, for context, is the lowest it has been since January 2022 (when it was 22%).

Germany has also seen a shift in priorities as their level of worry

has decreased by 4pp to 29%, which is the lowest since March 2023 (26%). However, this could be due to increases in other issues like military conflict.

Countries where IMMIGRATION CONTROL is the #1 concern:

- Great Britain (41%)
- Netherlands (33%)

16%

say **immigration control** is one of the key issues facing their country

9. Immigration Control

Base: Representative sample of 24,032 adults aged 16-74 in 30 participating countries, March 20th 2026 - April 3rd 2026.

Source: Ipsos Global Advisor. Global score is a Global Country Average. See methodology for details. **Filter:** Country: World | Current Wave: Apr 26

Country	% choosing immigration control as a worry	Change from 12-month	
		last month	change
World	16%	-1	-1
Great Britain	41%	+5	+8
Netherlands	33%	+3	+5
Ireland	33%	-4	-3
Germany	29%	-4	-13
Canada	27%	+3	+5
France	24%	=	-2
Spain	23%	-4	-1
Australia	23%	-5	+3
Chile	23%	-7	-24
Belgium	22%	+1	+1
Japan	22%	-2	+9
US	20%	-1	-1
Sweden	19%	-2	+1
Italy	19%	=	+2
Poland	17%	=	-7
Türkiye	15%	-2	-7
Singapore	14%	-6	-1
Peru	13%	+4	+1
South Africa	13%	-6	+1
Malaysia	9%	-3	-4
India	8%	N/A	N/A
Colombia	7%	+2	-1
Thailand	7%	+2	-1
Israel	7%	+3	+2
Hungary	5%	-1	=
Mexico	4%	=	-5
Argentina	4%	=	+1
South Korea	3%	+1	+1
Brazil	1%	=	-1
Indonesia	1%	=	-1

10. Climate Change

Base: Representative sample of 24,032 adults aged 18-74 in 30 participating countries, March 20th 2026 - April 3rd 2026.

Source: Ipsos Global Advisor. Global score is a Global Country Average. See methodology for details.

Climate change as an issue is chosen by 13% of people across 30 countries.

Australia has seen a record low in the level of concern after the proportion mentioning climate change fell 2pp from last month to 18%. Although only falling marginally, this score is the lowest it has been for country since July 2018 (when it was also 18%).

For more on this topic, see the new Ipsos [People and Climate Change](#) report.

Countries where CLIMATE CHANGE is the #1 concern:

None

13%

say **climate change** is one of the key issues facing their country

10. Climate Change

Base: Representative sample of 24,032 adults aged 16-74 in 30 participating countries, March 20th 2026 - April 3rd 2026.

Source: Ipsos Global Advisor. Global score is a Global Country Average. See methodology for details. **Filter:** Country: World | Current Wave: Apr 26

Country	% choosing climate change as a worry	Change from 12-month	
		last month	change
World	13%	+1	-2
Singapore	25%	+7	=
Japan	23%	-5	-4
India	20%	N/A	N/A
Netherlands	18%	-1	-6
Australia	18%	-2	-3
Germany	16%	=	-1
Malaysia	16%	+5	+2
Canada	16%	+2	+2
Ireland	16%	+2	=
South Korea	15%	-4	-7
Sweden	15%	=	-2
France	14%	-3	-5
Indonesia	14%	+3	=
Great Britain	14%	-1	-4
Italy	13%	-1	-7
Thailand	13%	-3	-12
US	12%	=	-1
Poland	12%	+2	-3
Belgium	12%	+1	-3
Spain	11%	-3	-7
Mexico	11%	-1	-5
Brazil	10%	+1	-4
Colombia	10%	+1	-1
Türkiye	8%	-1	+3
South Africa	7%	-1	-1
Hungary	5%	-1	-3
Peru	4%	-4	-1
Israel	4%	+1	+2
Chile	3%	-1	-2
Argentina	3%	=	-1

11. Education

Base: Representative sample of 24,032 adults aged 16-74 in 30 participating countries, March 20th 2026 - April 3rd 2026.

Source: Ipsos Global Advisor. Global score is a Global Country Average. See methodology for details. **Filter:** Country: World | Current Wave: Apr 26

Country	% choosing education as a worry	Change from 12-month	
		last month	change
World	12%	-2	-1
Argentina	27%	-3	=
Israel	24%	+2	+7
Türkiye	20%	-2	+2
India	20%	N/A	N/A
Brazil	20%	-2	-1
Peru	19%	-3	-2
Hungary	18%	+1	-2
Colombia	18%	+2	+3
Chile	17%	-4	-1
Mexico	16%	-2	-4
Indonesia	14%	-1	+1
France	13%	=	=
South Africa	12%	=	-4
Belgium	12%	-4	-2
Spain	12%	=	-2
Canada	11%	+2	+3
Germany	10%	+2	+1
Netherlands	9%	-4	-2
Malaysia	9%	-5	=
Poland	9%	+2	+1
Italy	7%	-1	-1
Sweden	7%	-2	=
US	7%	-2	-6
Australia	7%	=	-2
Ireland	7%	=	+1
South Korea	6%	+1	+2
Thailand	6%	-1	-3
Great Britain	6%	-2	-3
Japan	5%	=	-1
Singapore	5%	-3	-4

12. Rise Of Extremism

Base: Representative sample of 24,032 adults aged 16-74 in 30 participating countries, March 20th 2026 - April 3rd 2026.

Source: Ipsos Global Advisor. Global score is a Global Country Average. See methodology for details. **Filter:** Country: World | Current Wave: Apr 26

Country	% choosing rise of extremism as a worry	Change from 12-month	
		last month	change
World	10%	=	=
Israel	21%	+4	-3
Netherlands	20%	=	=
Germany	18%	-2	-2
France	18%	-3	-1
US	18%	=	=
Poland	17%	-1	+8
Great Britain	14%	-4	+3
Australia	14%	-4	+4
Spain	14%	-4	+1
Sweden	13%	=	+1
Belgium	13%	=	-2
Malaysia	12%	-1	-2
Ireland	11%	-1	-4
Canada	9%	+1	-1
South Korea	9%	-7	-13
Brazil	9%	+1	+1
Chile	7%	+1	+1
Italy	7%	-4	-1
India	7%	N/A	N/A
Hungary	7%	+1	+3
Türkiye	5%	=	-1
Japan	5%	-2	+1
Colombia	5%	=	+2
Singapore	4%	-1	-1
Mexico	4%	+1	+2
Thailand	4%	+1	+1
Argentina	3%	+2	-2
Indonesia	3%	+1	-1
Peru	1%	-3	-2
South Africa	0%	-1	-2

13. Moral Decline

Base: Representative sample of 24,032 adults aged 16-74 in 30 participating countries, March 20th 2026 - April 3rd 2026.

Source: Ipsos Global Advisor. Global score is a Global Country Average. See methodology for details. **Filter:** Country: World | Current Wave: Apr 26

Country	% choosing moral decline as a worry	Change from 12-month	
		last month	change
World	10%	-1	=
Netherlands	20%	+1	+1
US	18%	-4	+1
Malaysia	17%	+1	+3
Israel	15%	-1	-1
France	13%	-2	+2
Hungary	13%	=	+4
Thailand	12%	-3	-3
Türkiye	12%	+1	+2
Japan	12%	-2	-1
Great Britain	11%	-2	=
South Korea	11%	-6	-8
Poland	11%	-2	=
Germany	11%	-1	=
Sweden	10%	=	+2
Italy	9%	-1	=
Belgium	9%	-1	=
Indonesia	9%	=	-2
Singapore	8%	-1	-1
Australia	8%	-1	-2
Canada	7%	-1	-1
Ireland	7%	-3	-1
Peru	7%	-3	+1
India	6%	N/A	N/A
Argentina	6%	-6	-5
Spain	6%	-1	=
Mexico	6%	-1	+1
Colombia	5%	=	-2
Brazil	5%	=	=
Chile	4%	-2	-1
South Africa	3%	-2	=

14. Terrorism

Base: Representative sample of 24,032 adults aged 16-74 in 30 participating countries, March 20th 2026 - April 3rd 2026.

Source: Ipsos Global Advisor. Global score is a Global Country Average. See methodology for details. **Filter:** Country: World | Current Wave: Apr 26

Country	% choosing terrorism as a worry	Change from 12-month	
		last month	change
World	8%	=	=
Israel	38%	+6	-7
India	18%	N/A	N/A
Colombia	16%	-6	-2
US	14%	+7	+5
Türkiye	12%	=	-5
Sweden	11%	+1	+3
Belgium	11%	+4	=
Peru	10%	-3	-6
Australia	9%	+1	+6
Malaysia	8%	-3	+2
Great Britain	8%	+2	+2
France	8%	-1	-5
Mexico	8%	-9	-2
Netherlands	7%	+2	-1
Thailand	7%	=	=
Singapore	7%	+2	+2
Germany	7%	-1	-5
Chile	5%	-3	+1
Ireland	5%	+1	=
Indonesia	5%	+3	+1
Poland	5%	+1	=
Spain	4%	+2	-2
Argentina	4%	+3	+2
Italy	4%	=	=
Canada	3%	+1	+1
South Korea	3%	=	=
Japan	2%	=	=
Brazil	2%	=	=
South Africa	1%	-1	=
Hungary	1%	-1	=

15. Maintaining Social Programmes

Base: Representative sample of 24,032 adults aged 16-74 in 30 participating countries, March 20th 2026 - April 3rd 2026.

Source: Ipsos Global Advisor. Global score is a Global Country Average. See methodology for details. **Filter:** Country: World | Current Wave: Apr 26

Country	% choosing maintaining social programmes as a worry	Change from 12-month	
		last month	change
World	7%	=	=
Sweden	19%	+1	=
Japan	17%	=	=
South Korea	14%	+2	-1
Chile	14%	+3	+12
Thailand	12%	+3	+3
Netherlands	10%	-5	-1
Indonesia	10%	=	=
Italy	8%	-1	-1
Belgium	8%	+1	-1
Spain	8%	-3	=
Germany	8%	=	+2
Hungary	7%	+1	+1
Great Britain	6%	-1	-4
India	6%	N/A	N/A
US	5%	-1	-4
Ireland	5%	-3	-2
Mexico	5%	=	-1
Australia	5%	-1	-2
Poland	5%	+1	=
Malaysia	5%	+1	=
Canada	5%	+1	-1
Colombia	5%	+2	=
Singapore	4%	-2	-3
Israel	4%	-1	+3
France	3%	-2	-1
Brazil	3%	-2	+1
Argentina	2%	-1	-2
Peru	2%	-1	+1
Türkiye	2%	=	=
South Africa	1%	-1	=

16. Threats Against The Environment

Base: Representative sample of 24,032 adults aged 16-74 in 30 participating countries, March 20th 2026 - April 3rd 2026.

Source: Ipsos Global Advisor. Global score is a Global Country Average. See methodology for details. **Filter:** Country: World | Current Wave: Apr 26

Country	% choosing threats against the environment as a worry	Change from 12-month	
		last month	change
World	7%	=	=
Netherlands	12%	-1	=
Sweden	12%	+1	+4
Brazil	11%	+1	+2
India	10%	N/A	N/A
Malaysia	10%	=	+1
Chile	10%	+4	+3
South Korea	9%	+1	-1
Mexico	8%	+1	-2
France	8%	=	=
Peru	8%	+1	+4
Indonesia	7%	-3	-2
Germany	7%	=	=
Great Britain	7%	+2	+2
US	7%	=	+2
Canada	7%	+1	+2
Australia	7%	-1	-1
Thailand	6%	=	-2
Japan	6%	-2	-2
Poland	6%	-2	-3
Belgium	6%	-1	-1
Colombia	5%	=	-3
Spain	5%	-1	-2
Singapore	5%	-2	-3
Italy	4%	-2	-5
Israel	4%	-3	=
Türkiye	4%	=	=
Ireland	4%	-2	-1
Hungary	4%	+1	=
Argentina	4%	-1	+1
South Africa	2%	+1	-1

17. Coronavirus (Covid-19)

Base: Representative sample of 24,032 adults aged 16-74 in 30 participating countries, March 20th 2026 - April 3rd 2026.

Source: Ipsos Global Advisor. Global score is a Global Country Average. See methodology for details. **Filter:** Country: World | Current Wave: Apr 26

Country	% choosing coronavirus (covid-19) as a worry	Change from 12-month	
		last month	change
World	2%	=	=
Thailand	7%	+3	=
Malaysia	5%	-1	-1
India	4%	N/A	N/A
Indonesia	3%	-1	=
Singapore	3%	-2	-3
South Korea	3%	+1	+1
Türkiye	3%	-1	+1
Ireland	3%	+1	=
Israel	2%	+1	+1
Canada	2%	+1	+1
Mexico	2%	=	-2
South Africa	2%	+1	=
Australia	2%	+1	=
Hungary	2%	+1	+1
Japan	2%	=	-1
Belgium	2%	=	=
Brazil	1%	=	-2
Peru	1%	=	=
Argentina	1%	=	=
US	1%	-1	-1
Poland	1%	-1	=
Chile	1%	=	-1
Colombia	1%	=	=
Sweden	1%	=	+1
Spain	1%	=	-1
Netherlands	1%	=	=
Great Britain	1%	+1	-1
Italy	1%	+1	=
France	0%	-1	-1
Germany	0%	-2	-1

18. Access To Credit

Base: Representative sample of 24,032 adults aged 16-74 in 30 participating countries, March 20th 2026 - April 3rd 2026.

Source: Ipsos Global Advisor. Global score is a Global Country Average. See methodology for details. **Filter:** Country: World | Current Wave: Apr 26

Country	% choosing access to credit as a worry	Change from 12-month	
		last month	change
World	2%	=	=
Argentina	5%	+2	+2
Colombia	3%	=	+1
Türkiye	3%	+2	=
Singapore	3%	-2	=
Ireland	3%	+2	-1
Poland	3%	+1	=
Malaysia	2%	-1	=
Chile	2%	-1	=
India	2%	N/A	N/A
Belgium	2%	+1	-1
Spain	2%	=	=
South Korea	2%	=	-1
Israel	2%	+1	+1
Hungary	2%	+1	-1
Japan	2%	+1	+1
Peru	1%	=	=
Italy	1%	=	=
Canada	1%	-1	=
South Africa	1%	=	-1
Netherlands	1%	=	-1
Brazil	1%	=	-1
Great Britain	1%	=	=
Germany	1%	=	=
Australia	1%	=	-1
Thailand	1%	-2	-4
France	1%	=	-1
US	1%	=	-1
Indonesia	1%	=	-1
Mexico	1%	-1	-1
Sweden	0%	-1	-1

ECONOMIC FOCUS

The State of the Economy in my Country

Running alongside our **What Worries the World** survey, Ipsos' monthly **Global Consumer Confidence** study asks the public in 30 countries questions relating to the economy and finance, on a country and personal level.

The following section draws on some of this data to provide extra context to this month's What Worries the World report. It shows how the public rate the current economic climate in their country.

Please contact:
Emilios.Louca@ipsos.com for more information.

Current Economic Situation

Base: Representative sample of 24,032 adults aged 18-74 in 30 participating countries, March 20th 2026 - April 3rd 2026.

Source: Ipsos Global Advisor. Global score is a Global Country Average. See methodology for details.

Across 30 countries, 36% of people describe the current economic situation in their country as “good”.

The conflict in the Middle East seems to be shaping people’s perceptions to their economy, particularly in Europe and APAC.

France has hit a new low after the proportion saying the nation’s economy is “good” fell 5pp from last month to 7%. This is the lowest it has been in over 10 years.

Similarly, Great Britain’s score dropped 4pp to 17%, the lowest it has been since November 2022 (15%).

Top countries most worried about the economy:

- France (93% say it’s in “bad” shape)
- Germany (78%)
- Hungary (76%)
- Japan (86%)
- Great Britain (83%)

7%

in France say their economy is “good” – the lowest it has been in 10 years

Current Economic Situation

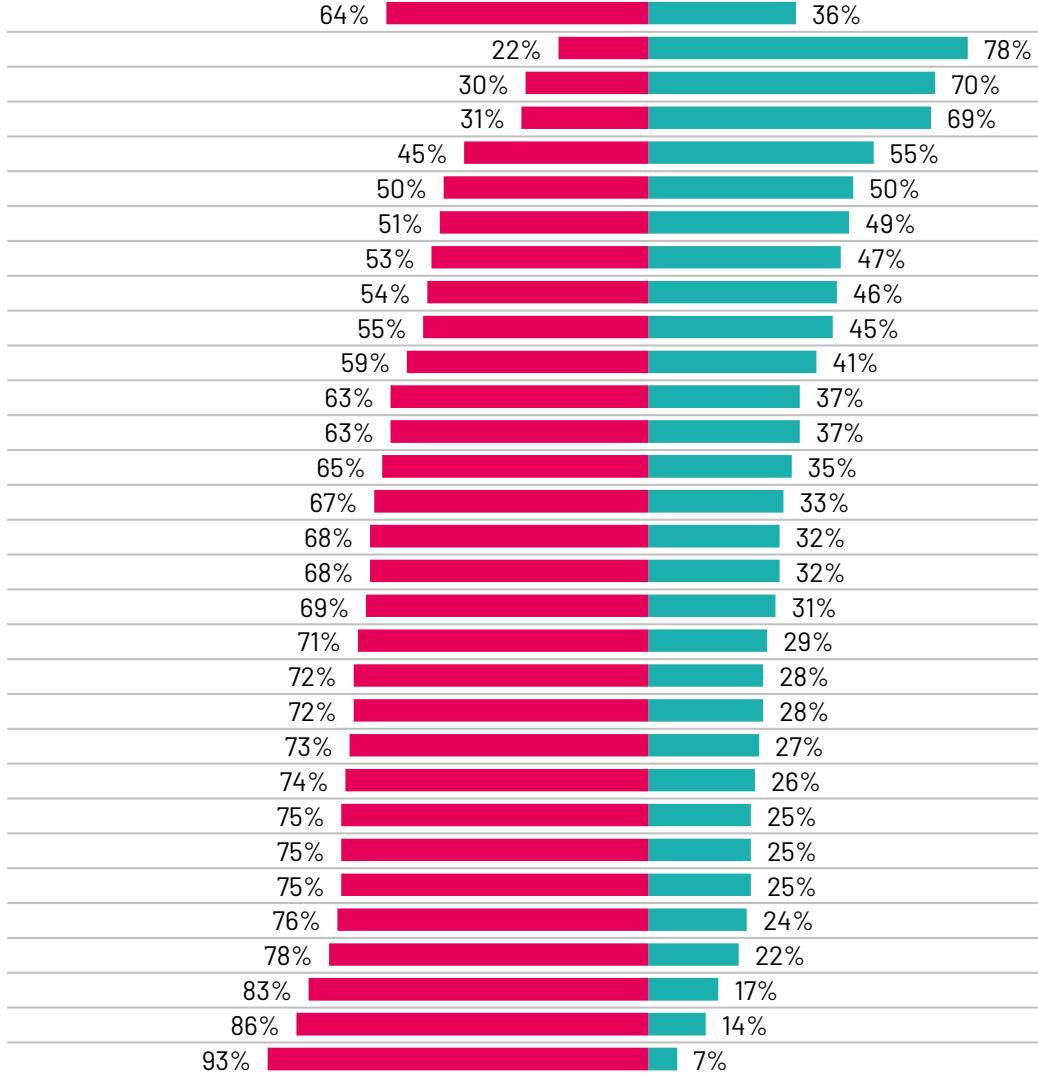
Base: Representative sample of 24,032 adults aged 16-74 in 30 participating countries, March 20th 2026 - April 3rd 2026.

Source: Ipsos Global Advisor. Global score is a Global Country Average. See methodology for details. **Filter:** Country: World | Current Wave: Apr 26

Country

World
India
Singapore
Malaysia
Netherlands
Poland
Israel
Colombia
Ireland
Sweden
Indonesia
Mexico
Australia
Spain
South Africa
US
Canada
Brazil
Thailand
Peru
Belgium
Argentina
Italy
Türkiye
Chile
South Korea
Hungary
Germany
Great Britain
Japan
France

Q: How would you describe the current economic situation in your country?



Good (teal bar) Bad (pink bar)

Change from 12-month last month change

-4	-1
N/A	N/A
-6	-14
-7	-1
-4	-2
-3	+6
+10	+14
+2	+19
-4	-12
+1	+12
-5	-10
-1	-11
-11	-6
-6	-4
+7	+6
-8	-5
-4	+2
-1	-1
-17	-16
-8	+9
-4	-6
-2	-2
-5	-4
-2	+3
-15	-8
-17	+19
=	+5
-7	-6
-4	-9
-5	+4
-5	-10



Current Economic Situation

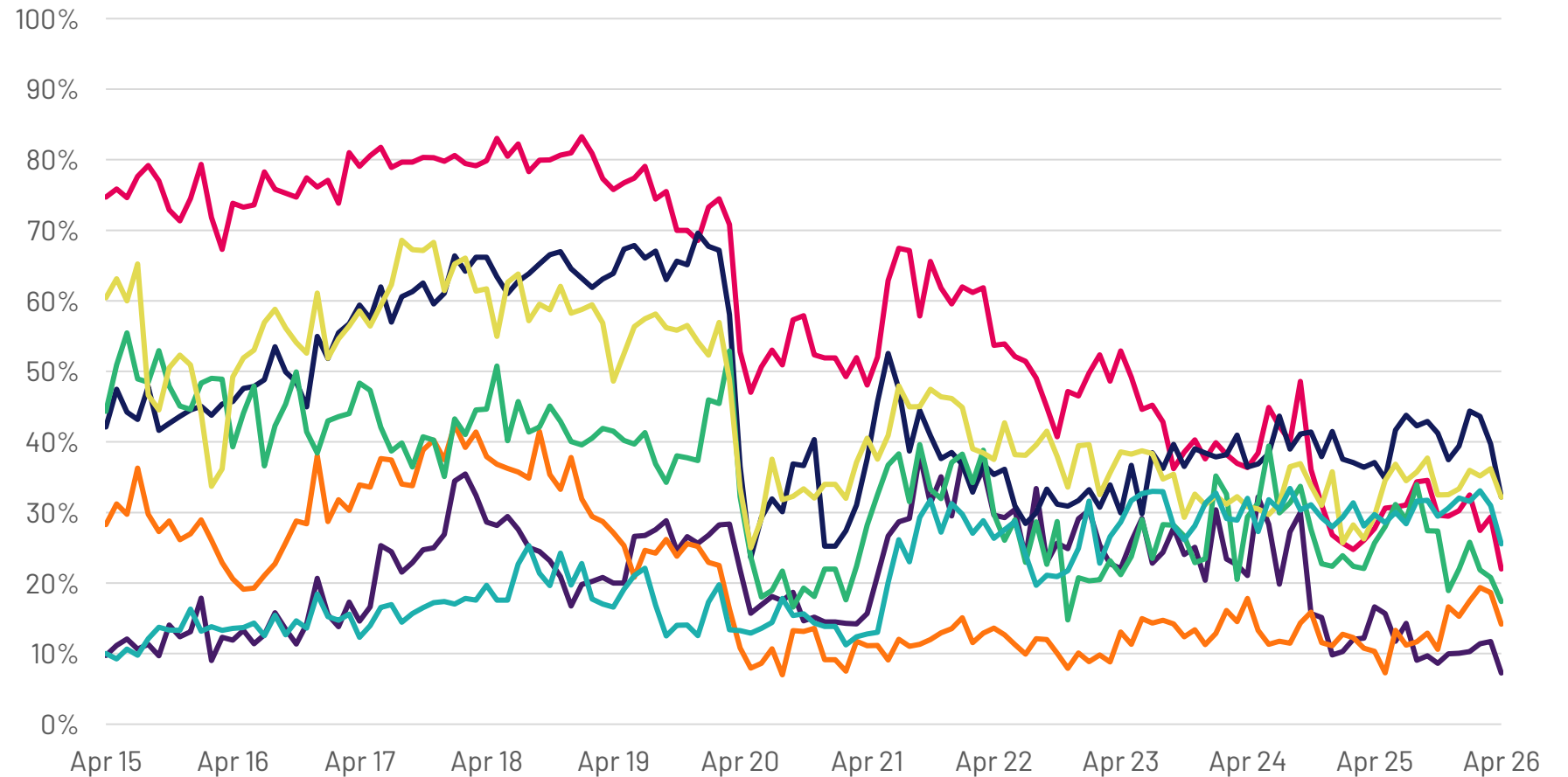
G7

% 'Very good' or 'Somewhat good'

Base: Representative sample of 24,032 adults aged 16-74 in 30 participating countries, March 20th 2026 - April 3rd 2026.

Source: Ipsos Global Advisor. Global score is a Global Country Average. See methodology for details. **Filter:** Country: World | Current Wave: Apr 26

Q: How would you describe the current economic situation in your country?



France

US

Italy

Canada

Japan

Germany

Great Britain

Current Economic Situation

US

% 'Very good' or 'Somewhat good'

The US's score is down 8pp this month to their lowest level since June 2023.

Base: Representative sample of 24,032 adults aged 16-74 in 30 participating countries, March 20th 2026 - April 3rd 2026.

Source: Ipsos Global Advisor. Global score is a Global Country Average. See methodology for details. **Filter:** Country: World | Current Wave: Apr 26

Q: How would you describe the current economic situation in your country?



Current Economic Situation

Canada

% 'Very good' or 'Somewhat good'

Canada's score has fallen 4pp from last month.

Base: Representative sample of 24,032 adults aged 16-74 in 30 participating countries, March 20th 2026 - April 3rd 2026.

Source: Ipsos Global Advisor. Global score is a Global Country Average. See methodology for details. **Filter:** Country: World | Current Wave: Apr 26

Q: How would you describe the current economic situation in your country?



Current Economic Situation

Italy

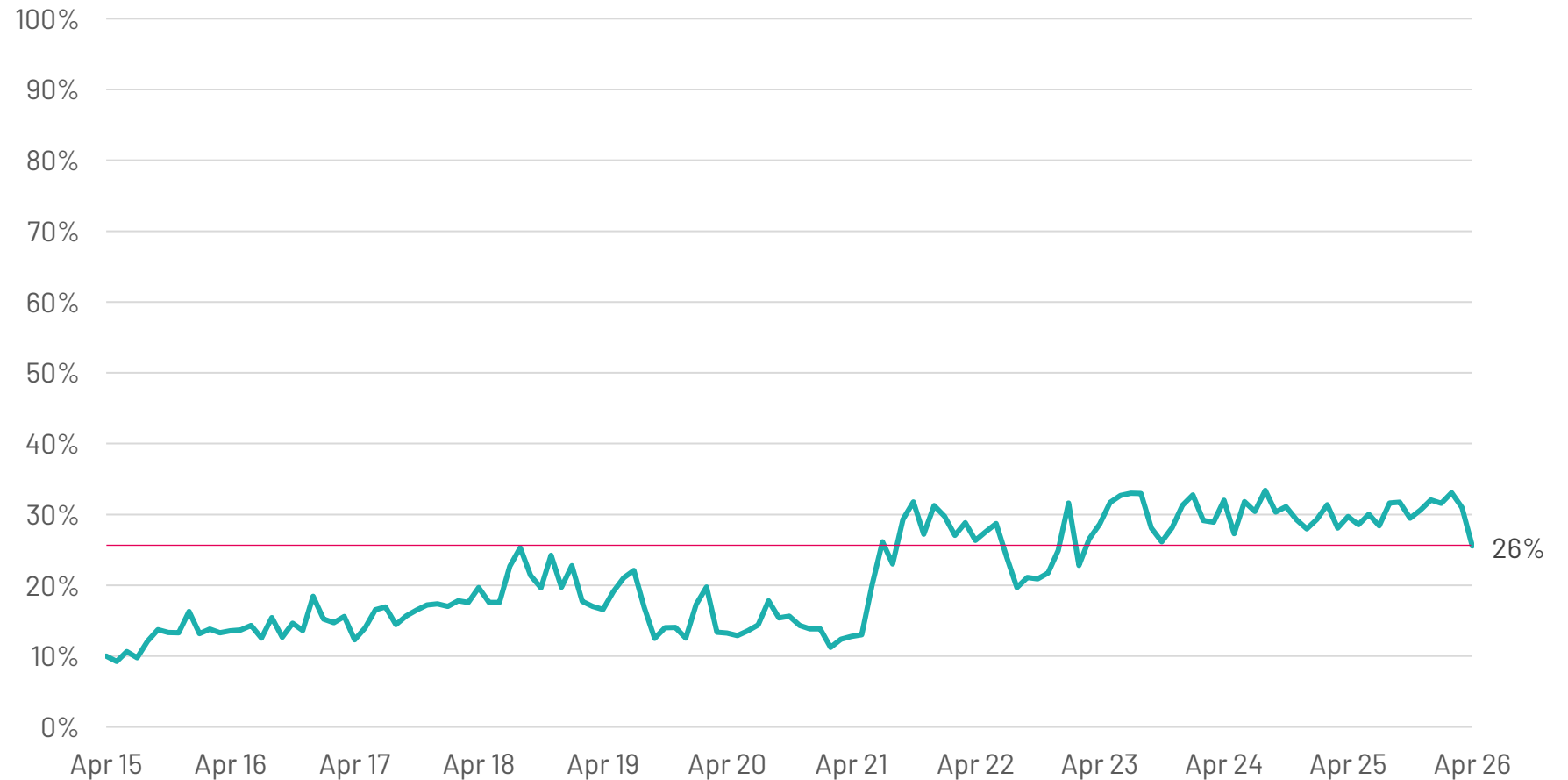
% 'Very good' or 'Somewhat good'

Italy's score has dropped 5pp to the lowest since February 2023.

Base: Representative sample of 24,032 adults aged 16-74 in 30 participating countries, March 20th 2026 - April 3rd 2026.

Source: Ipsos Global Advisor. Global score is a Global Country Average. See methodology for details. **Filter:** Country: World | Current Wave: Apr 26

Q: How would you describe the current economic situation in your country?



Current Economic Situation

Germany

% 'Very good' or 'Somewhat good'

Germany's score has fallen to the lowest point in 10 years after dropping 7pp from last month.

Base: Representative sample of 24,032 adults aged 16-74 in 30 participating countries, March 20th 2026 - April 3rd 2026.

Source: Ipsos Global Advisor. Global score is a Global Country Average. See methodology for details. **Filter:** Country: World | Current Wave: Apr 26

Q: How would you describe the current economic situation in your country?



Current Economic Situation

Great Britain

% 'Very good' or 'Somewhat good'

Great Britain has reached a three year low of 17%.

Base: Representative sample of 24,032 adults aged 16-74 in 30 participating countries, March 20th 2026 - April 3rd 2026.

Source: Ipsos Global Advisor. Global score is a Global Country Average. See methodology for details. **Filter:** Country: World | Current Wave: Apr 26

Q: How would you describe the current economic situation in your country?



Current Economic Situation

Japan

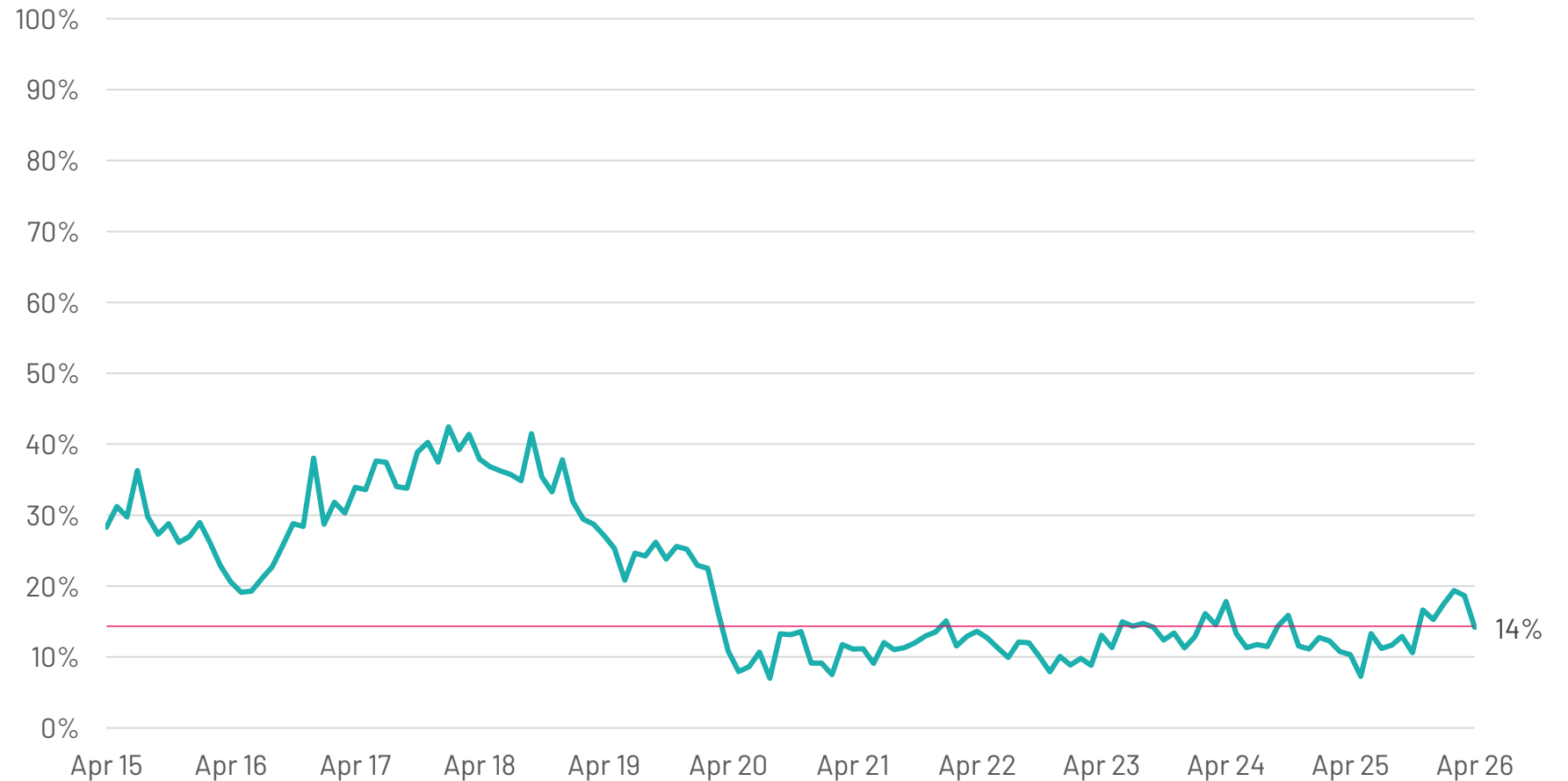
% 'Very good' or 'Somewhat good'

After a post-election uptick, Japan's score has decreased to 14%.

Base: Representative sample of 24,032 adults aged 16-74 in 30 participating countries, March 20th 2026 - April 3rd 2026.

Source: Ipsos Global Advisor. Global score is a Global Country Average. See methodology for details. **Filter:** Country: World | Current Wave: Apr 26

Q: How would you describe the current economic situation in your country?



Current Economic Situation

France

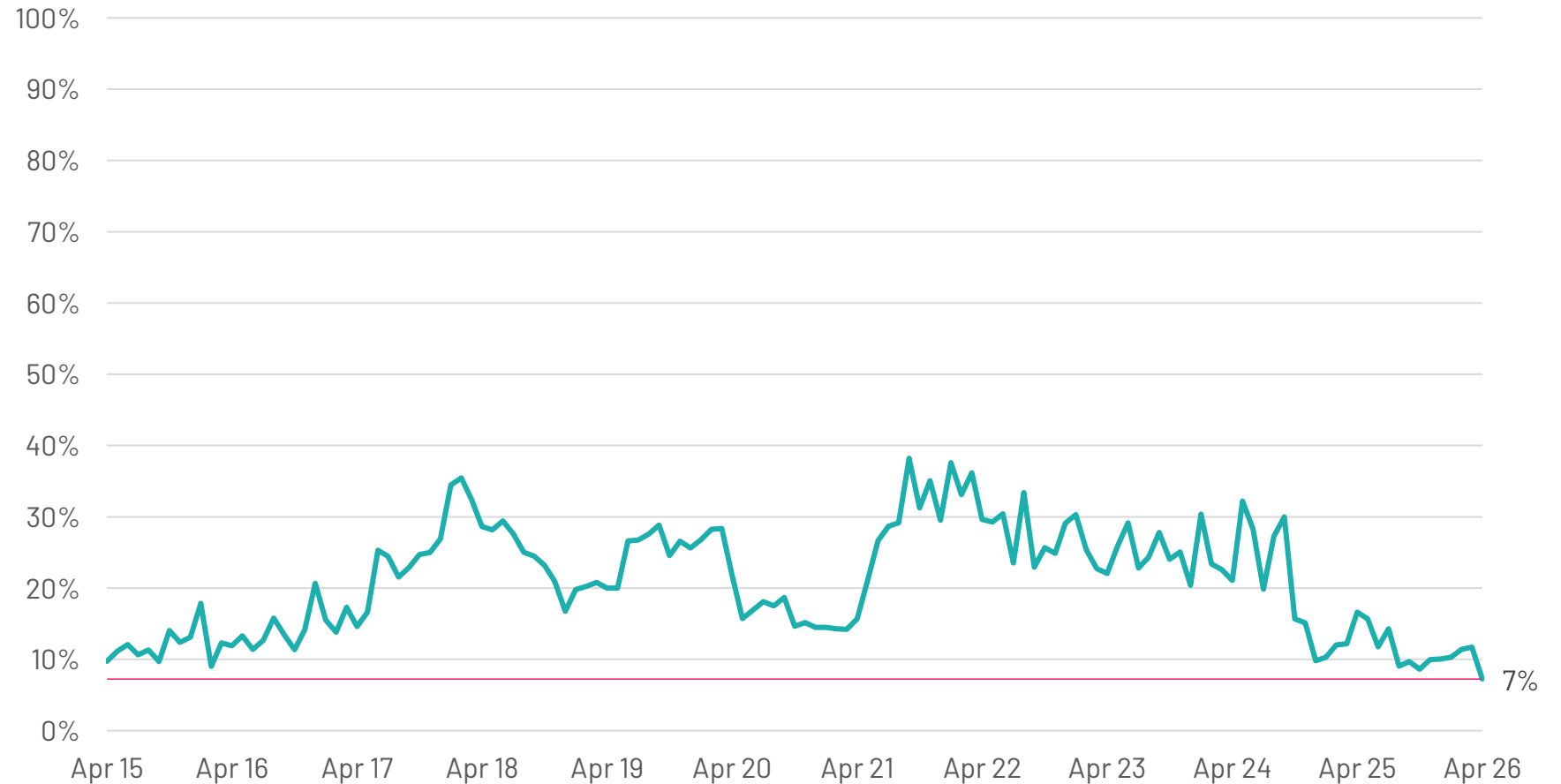
% 'Very good' or 'Somewhat good'

France, although typically gloomy, has reached a new 10-year low of 7%.

Base: Representative sample of 24,032 adults aged 16-74 in 30 participating countries, March 20th 2026 - April 3rd 2026.

Source: Ipsos Global Advisor. Global score is a Global Country Average. See methodology for details. **Filter:** Country: World | Current Wave: Apr 26

Q: How would you describe the current economic situation in your country?



Current Economic Situation

Australia

% 'Very good' or 'Somewhat good'

Australia's score has plummeted 11pp from last month to a near six year low of 37%.

Base: Representative sample of 24,032 adults aged 16-74 in 30 participating countries, March 20th 2026 - April 3rd 2026.

Source: Ipsos Global Advisor. Global score is a Global Country Average. See methodology for details. **Filter:** Country: World | Current Wave: Apr 26

Q: How would you describe the current economic situation in your country?



Current Economic Situation

Chile

% 'Very good' or 'Somewhat good'

Chile has decreased by a significant 14pp from last month.

Base: Representative sample of 24,032 adults aged 16-74 in 30 participating countries, March 20th 2026 - April 3rd 2026.

Source: Ipsos Global Advisor. Global score is a Global Country Average. See methodology for details. **Filter:** Country: World | Current Wave: Apr 26

Q: How would you describe the current economic situation in your country?



Current Economic Situation

Colombia

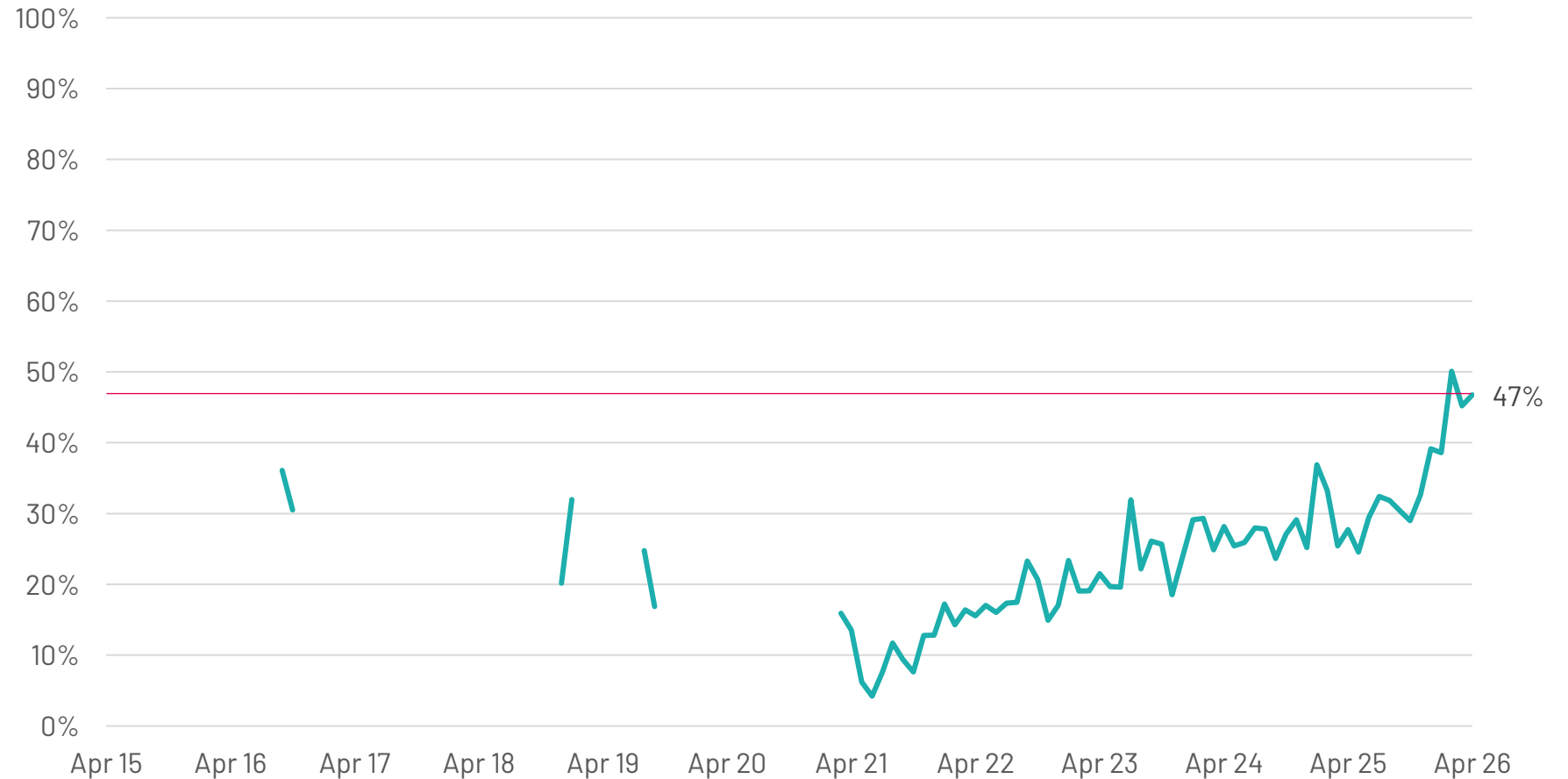
% 'Very good' or 'Somewhat good'

One of the few country's experiencing a positive outlook, Colombia's has increased slightly to 47%.

Base: Representative sample of 24,032 adults aged 16-74 in 30 participating countries, March 20th 2026 - April 3rd 2026.

Source: Ipsos Global Advisor. Global score is a Global Country Average. See methodology for details. **Filter:** Country: World | Current Wave: Apr 26

Q: How would you describe the current economic situation in your country?



Current Economic Situation

Israel

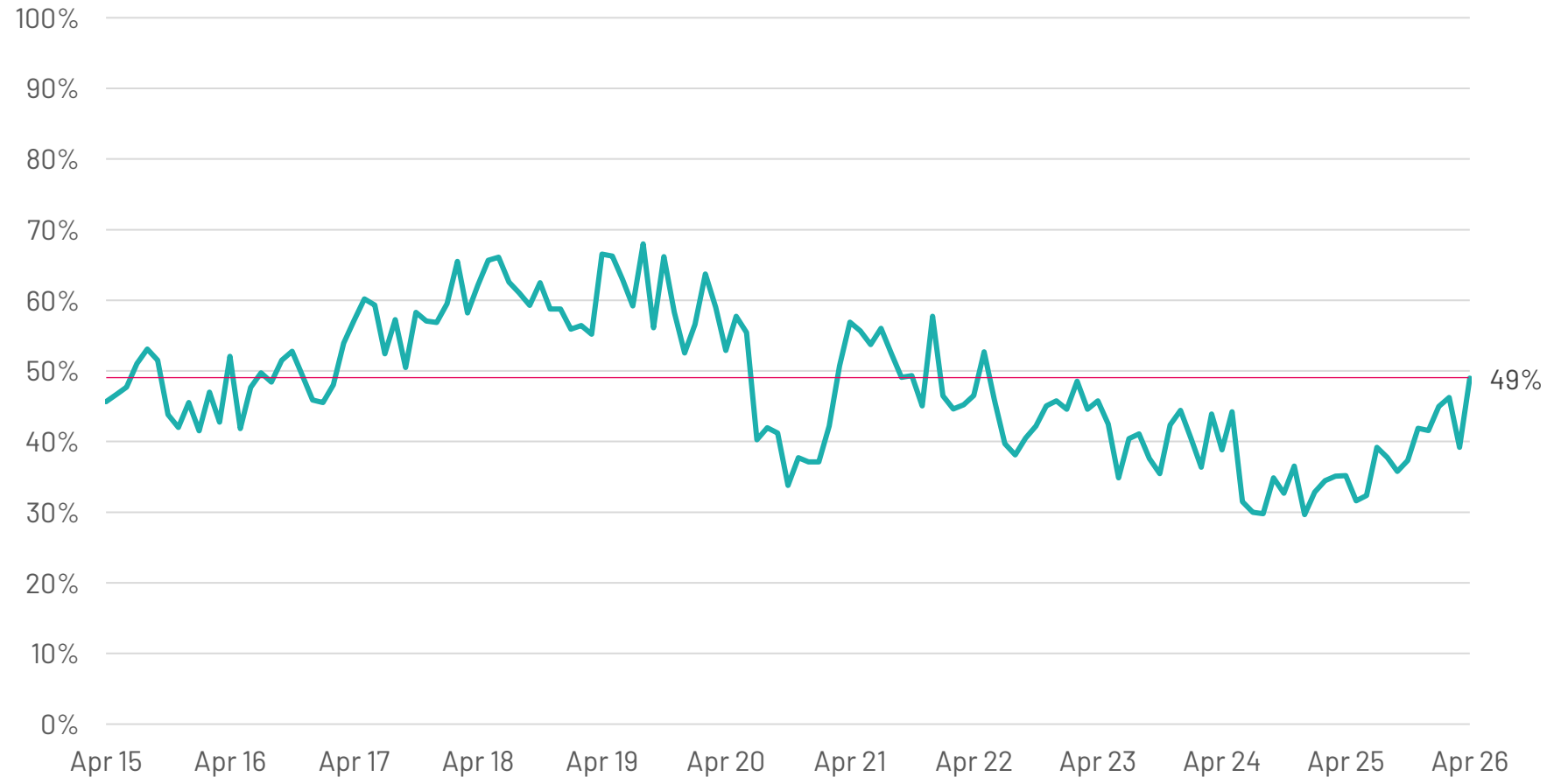
% 'Very good' or 'Somewhat good'

Israel is the only country to see a double-digit month-over-month increase of 10pp to 49%.

Base: Representative sample of 24,032 adults aged 16-74 in 30 participating countries, March 20th 2026 - April 3rd 2026.

Source: Ipsos Global Advisor. Global score is a Global Country Average. See methodology for details. **Filter:** Country: World | Current Wave: Apr 26

Q: How would you describe the current economic situation in your country?



Current Economic Situation

South Korea

% 'Very good' or 'Somewhat good'

After a post-election high, South Korea's score has taken a hit of 17pp.

Base: Representative sample of 24,032 adults aged 16-74 in 30 participating countries, March 20th 2026 - April 3rd 2026.

Source: Ipsos Global Advisor. Global score is a Global Country Average. See methodology for details. **Filter:** Country: World | Current Wave: Apr 26

Q: How would you describe the current economic situation in your country?



Methodology

These are the results of a 30-country survey conducted by Ipsos on its Global Advisor online platform, between Friday, March 20, and Friday, April 3, 2026. For this survey, Ipsos interviewed a total of 21,530 adults aged 18 years and older in India, 18-74 in Canada, Republic of Ireland, Israel, Malaysia, South Africa, Türkiye, and the United States (US), 20-74 in Thailand, 21-74 in Indonesia and Singapore, and 16-74 in all other countries.

The sample consists of approximately 1,000 individuals each in Australia, Belgium, Brazil, Canada, France, Germany, Great Britain, India, Italy, Japan, the Netherlands, Spain, and the US, and 500 individuals each in Argentina, Chile, Colombia, Hungary, Indonesia, Ireland, Israel, Malaysia, Mexico, Peru, Poland, Singapore, South Africa, South Korea, Sweden, Thailand, and Türkiye.


Samples in Argentina, Australia, Belgium, Canada, France, Germany, Great Britain,

Hungary, Italy, Japan, the Netherlands, Poland, South Korea, Spain, Sweden, and the US can be considered representative of their general adult populations under the age of 75. Samples in Brazil, Chile, Colombia, India, Indonesia, Ireland, Israel, Malaysia, Mexico, Peru, Singapore, South Africa, Thailand, and Türkiye are more urban, more educated, and/or more affluent than the general population. The survey results for these countries should be viewed as reflecting the views of the more “connected” segment of their population.

The data is weighted so that the composition of each country’s sample best reflects the demographic profile of the adult population according to the most recent census data. “The Global Country Average” reflects the average result for all the countries and markets in which the survey was conducted. It has not been adjusted to the population size of each country or market and is not intended to suggest a total result.

When percentages do not sum up to 100 or the ‘difference’ appears to be +/-1 percentage point more/less than the actual result, this may be due to rounding, multiple responses, or the exclusion of “don’t know” or not stated responses.

The precision of Ipsos online polls is calculated using a credibility interval with a poll where N=1,000 being accurate to +/- 3.5 percentage points and of where N=500 being accurate to +/- 5.0 percentage points. For more information on Ipsos’ use of credibility intervals, please visit the Ipsos website.



THANK YOU

CONTACT:

Joseph.Nadler@ipsos.com

VISIT:

ipsos.com